



Annual Report

2024-2025

Year 5

Grant Number 90C19915-05

Funding Cycle: August 1-July 31

Program Option: Center Based

Prepared by BIHS Parents and Staff



Received, reviewed, discussed and approved by both the Bishop Indian Head Start Policy Council and Bishop Paiute Tribal Council on April 13th, 2026.

TABLE OF CONTENTS

A MESSAGE FROM THE DIRECTOR, INTRODUCTION, MISSION	4-5
ORGANIZATIONAL CHART, ACADEMIC CALENDAR	6-7
AVERAGE MONTHLY ENROLLMENT, ATTENDANCE CHARTS AND PRIMARY ELIGIBILITY	8-9
HEAD START MONITORING REVIEWS, CLASS, CACFP MONITORING OUTCOME, AND INDIAN HEALTH SERVICE SURVEYS	10-13
ANNUAL FISCAL AUDIT OUTCOME~ OHS OPERATIONAL BUDGET~COLA~ALLOCATION~EXPENSES	13-15
STATEMENT OF REVENUE AND EXPENSES ~ SUMMARY OF REVENUE AND EXPENSES.....	15-30
a. 3663-Office of Head Start Closing Expense Report Closed July 31 st , 2025 -pg. 15.	
b. 3672- OHS ARPA Closing Expense Report-Closed March 31 st , 2025-pg. 16	
c. 3662-General Funds Closing Expense Report July 31 st - 2025-pg. 17	
d. 3664- Inyo County State Preschool Closing Expense Report Closed July 31 st , 2025-pgs. 18-19	
e. 065-Child Adult Care Food Program (CACFP) Closing Expense Report Closed September 30 th , 2025-pgs. 20-21	
f. 3160-013-EDISON-Closing Expense Report-pgs. 22-23	
g. 3667 QRIS and 3663 QRIS Report-Reports-pgs. 24-25	
h. 3674 Cost of Care-Report -open pgs. 26-27	
i. 1130 BIA pg. 28	
j. Summary of Final Expenditures-pg. 29	
k. In-Kind-pg. 30	
TRANSPORTATION SERVICES STATS	31-32
CHILD & ADULT CARE FOOD PROGRAM MEAL COUNT; NON-DISCRIMINATION STATEMENT	33-34
FATHER ENGAGEMENT, PARENT POLICY COUNCIL, PARENT COMMITTEE, AND HEALTH AND NUTRITION ADVISORY AND CURRICULUM DISCUSSION TOPICS	35-36
FUNDED ENROLLMENT/CHILDREN AND FAMILIES SERVED	36-37
AVERAGE DAILY ATTENDANCE	38
MEDICAL AND DENTAL SERVICES.....	38-41
a. Health Insurance, Accessibility, Medical, Dental, Immunizations -pg. 38-39	
b. Chronic Conditions Diagnosed pg. 39	
c. Specialized School Readiness Service-pg. 39	
d. Mental Health Service; Disability -pgs. 39-40	
e. Body Mass Index (BMI); Screenings-pg. 41	
FAMILY AND COMMUNITY PARTNERSHIPS SERVICES	41-45
a. Families (household)-pgs. 41-42	
b. Parent Education; Parent Employment -pg. 42	
c. Military Families; Federal or other assistance; Community Service Referrals-pg. 43	
d. Family Services-pg. 44	
e. Homelessness; Foster care-pg. 45	
CHILD, PARENT, COMMUNITY STRENGTHS DATA.....	46-48
PARENT VOLUNTEER INTEREST AND PARENT EDUCATION INTEREST DATA	49-56
BIHS COMMUNITY PARTNERSHIP	57
OHS SERVICE AREA ACTIVITIES; STAFF TRAININGS AND MEETINGS.....	58-66
SCHOOL READINESS-CURRICULUM, GOALS, OUTCOMES	66-71
1304.53 FACILITIES-CHILD HEALTH AND SAFETY	72
TEACHER PROFESSIONAL CERTIFICATION AND BIHS EMPLOYMENT POSITIONS	73

Purpose: Sec. 644 Administrative Requirements and Standards

<https://eclkc.ohs.acf.hhs.gov/policy/head-start-act/sec-644-administrative-requirements-standards>

(2) Each Head Start agency shall make available to the public a report published at least once in each fiscal year that discloses the following information from the most recently concluded fiscal year, except that reporting such information shall not reveal personally identifiable information about an individual child or parent:

- (A) The total amount of public and private funds received and the amount from each source.
- (B) An explanation of budgetary expenditures and proposed budget for the fiscal year.
- (C) The total number of children and families served, the average monthly enrollment (as a percentage of funded enrollment), and the percentage of eligible children served.
- (D) The results of the most recent review by the Secretary and the financial audit.
- (E) The percentage of enrolled children that received medical and dental exams.
- (F) Information about parent involvement activities.
- (G) The agency's efforts to prepare children for kindergarten.
- (H) Any other information required by the Secretary.



A MESSAGE FROM THE DIRECTOR

In 2024-2025, Bishop Indian Head Start served the population located on and near the federally recognized Bishop and Big Pine Reservation with the primary recruitment area being on or near the Bishop Paiute Indian Reservation. Pre COVID-19 Pandemic: BIHS and the Inyo County Superintendent of Schools State Preschool program partnered to allow BIHS to operate a 10-month center-base program, 5 days per week, six and a half hours per day at one center for a total of 175 days per year. Prior to the COVID-19 Pandemic, BIHS maintained 60 enrolled children with a waitlist. On March 16th, 2020 (Year 1), BIHS closed all onsite services. During this time BIHS provided emergency meals and snack services and Distant Learning activities through May 2020. BIHS reopened onsite services in August of 2020 and provided a Kindergarten camp for all BIHS children transferring to kindergarten funded by Office of Head Start and the Bishop Paiute Tribe. In the Fall of 2020, BIHS reopened our onsite service to our four-year-old students transitioning to kindergarten in 2021. BIHS provided a Distant Learning Program option to our families for three and four-year-old students. By the end of the program year, we ran 4 onsite classrooms of 10 children and 12 children participating in Distant Learning via Zoom. BIHS provided breakfast, lunch and an afternoon snack for each child enrolled onsite through our Child Adult Care Food Program. BIHS was granted a waiver to provide home delivery for our Distant Learning families. United States Department of Agriculture prohibits the discrimination against its customers. In June 2021, BIHS partnered with the Bishop Paiute Tribal Social Services to host a summer Childcare program for Essential Workers for a second summer. Program year 2021-2022 (Year 2) we opened a 5th classroom to lower class sizes as we transitioned through the COVID-19 protocols. The 5th classroom was funded by Inyo County First 5, Edison California, Inyo County State Preschool and the Office of Head Start. However, due to COVID-19 protocols and staffing challenges we made the decision to close the 5th classroom and transfer the 6 children to our 4 existing classrooms. In summary, we served 57 children and maintained an enrollment of 56 children. The average classroom size during this pandemic year was fourteen (14).

In 2022-2023 (Year 3), we met our goal and opened all 4 classrooms with an average classroom size of 15 children following COVID-19 guidelines suggested by Centers for Disease Control and Prevention (CDC). We maintained full enrollment, provided 100% onsite services and opened the campus once again for our families. We experienced Zero (0)

classroom and school closures due to COVID-19 related exposures or illnesses. In 2023-2024 (Year 4), we maintained an enrollment of 60 children with no classroom or school closures due to COVID-19 related exposures or illnesses. The BIHS 5th year enrollment (2024-2025) started in August 2024 with only 75% filled opportunity slots (45/60). At the end of the service program year, enrollment closed at 93% (56/60). BIHS served a total of 63 children throughout the academic year. The Average Daily Attendance was 88.9% for the school year. Three children dropped during the school year with four children dropping before their second year and after receiving 1 year of Head Start Services. Main reasons for dropping transfer to other preschool program closer to home; Moved; Transition Kindergarten; Family receiving additional wellness services away from home; and family felt child was not ready. 32 children returning for a second year of BIHS Services, leaving 28 openings for program year 2025-2026.

The **Mission** of the Bishop Indian Head Start program is to provide a safe and nurturing learning environment for children ages three to five by enhancing their school readiness skills and embracing the Bishop Paiute Tribal language preservation and revitalization in two ways: The outdoor and indoor classrooms will provide hands on experience to support children's growth in language and literacy, social and emotional development, cognition, approaches to learning, perceptual, motor and physical development. Each family will be provided with individual services to support their family's overall wellness based on the family's needs assessments. The Bishop Indian Head Start Program's **Vision** is to provide families, children, staff, and the community with a diverse leaning experience. Bishop Indian Head Start collaborates with community services to provide education on parenting, leadership, disabilities, health, mental health, nutrition, fitness, and culture. The Bishop Indian Head Start Program's **Philosophy** is to create a developmentally appropriate and enriched environment for every child. Bishop Indian Head Start believes in the empowerment of families so that they may make informed decisions about their children's education and well-being.



August 2024						
S	M	T	W	T	F	S
				1	2	3
4	5	6	7	8	9	10
11	12	13	14	15	16	17
18	19	20	21	22	23	24
25	26	27	28	29	30	31
						10

September 2024						
S	M	T	W	T	F	S
1	2	3	4	5	6	7
8	9	10	11	12	13	14
15	16	17	18	19	20	21
22	23	24	25	26	27	28
29	30					
						19

October 2024						
S	M	T	W	T	F	S
		1	2	3	4	5
6	7	8	9	10	11	12
13	14	15	16	17	18	19
20	21	22	23	24	25	26
27	28	29	30	31		
						22

November 2024						
S	M	T	W	T	F	S
					1	2
3	4	5	6	7	8	9
10	11	12	13	14	15	16
17	18	19	20	21	22	23
24	25	26	27	28	29	30
						15

December 2024						
S	M	T	W	T	F	S
1	2	3	4	5	6	7
8	9	10	11	12	13	14
15	16	17	18	19	20	21
22	23	24	25	26	27	28
29	30	31				
						15

January 2025						
S	M	T	W	T	F	S
			1	2	3	4
5	6	7	8	9	10	11
12	13	14	15	16	17	18
19	20	21	22	23	24	25
26	27	28	29	30	31	
						19

February 2025						
S	M	T	W	T	F	S
						1
2	3	4	5	6	7	8
9	10	11	12	13	14	15
16	17	18	19	20	21	22
23	24	25	26	27	28	
						19

March 2025						
S	M	T	W	T	F	S
						1
2	3	4	5	6	7	8
9	10	11	12	13	14	15
16	17	18	19	20	21	22
23	24	25	26	27	28	29
30	31					16

April 2025						
S	M	T	W	T	F	S
		1	2	3	4	5
6	7	8	9	10	11	12
13	14	15	16	17	18	19
20	21	22	23	24	25	26
27	28	29	30			
						21

May 2025						
S	M	T	W	T	F	S
				1	2	3
4	5	6	7	8	9	10
11	12	13	14	15	16	17
18	19	20	21	22	23	24
25	26	27	28	29	30	31
						21

June 2025						
S	M	T	W	T	F	S
1	2	3	4	5	6	7
8	9	10	11	12	13	14
15	16	17	18	19	20	21
22	23	24	25	26	27	28
29	30					

July 2025						
S	M	T	W	T	F	S
		1	2	3	4	5
6	7	8	9	10	11	12
13	14	15	16	17	18	19
20	21	22	23	24	25	26
27	28	29	30	31		

Important Dates

Aug 5-16: Pre-service for Staff, Initial Conferences with families at facility
Aug 19: First Day-BIHS!
 Sept 2: Labor Day- BIHS and Tribal Offices closed
 Sept 27: CA Indian Day- BIHS and Tribal Offices closed
 Oct 14: Indigenous Peoples Day- BIHS and Tribal Offices closed
 Nov 11: Veterans Day- BIHS and Tribal Offices closed
 Nov 25-29: Fall Break- School closed
 Nov 28-29: Native American Heritage Month Observation-BIHS and Tribal Offices closed

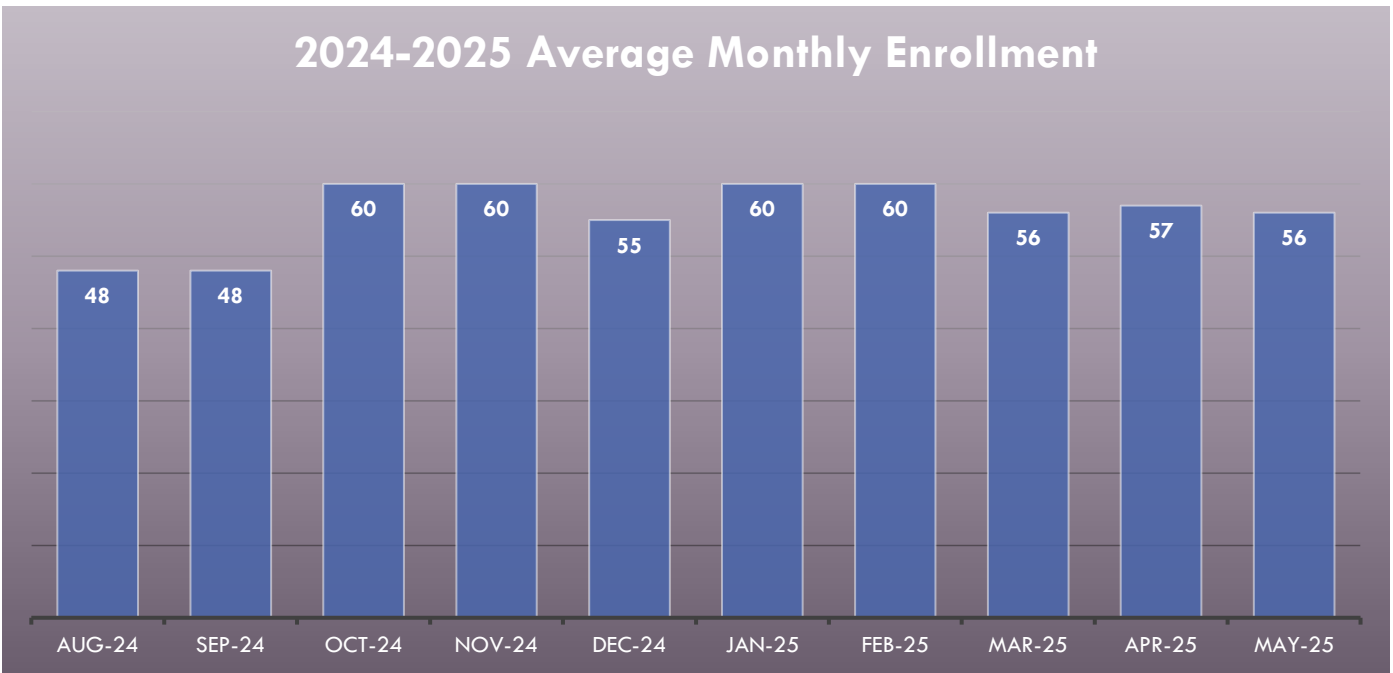
Dec 23- Jan 3: Winter Break-School Closed
 Jan 20: Martin Luther King Jr Day-BIHS and Tribal Offices closed
 Feb 17: Presidents' Day-School Closed
 March 24-28: Spring Break-School Closed
 April 21: BIHS Closed
 May 26: Memorial Day BIHS and Tribal Offices closed
May 30: Last Day BIHS!!
 June 6: Last Day for Staff
 (Note: 177 days, 141 days full, 36 1/2 days)

Program Info.
 Bishop Indian Head Start
 405 N. Barlow Ln.
 Bishop Ca, 93514
 Phone: 760-872-3911
 Fax: 760-582-4291

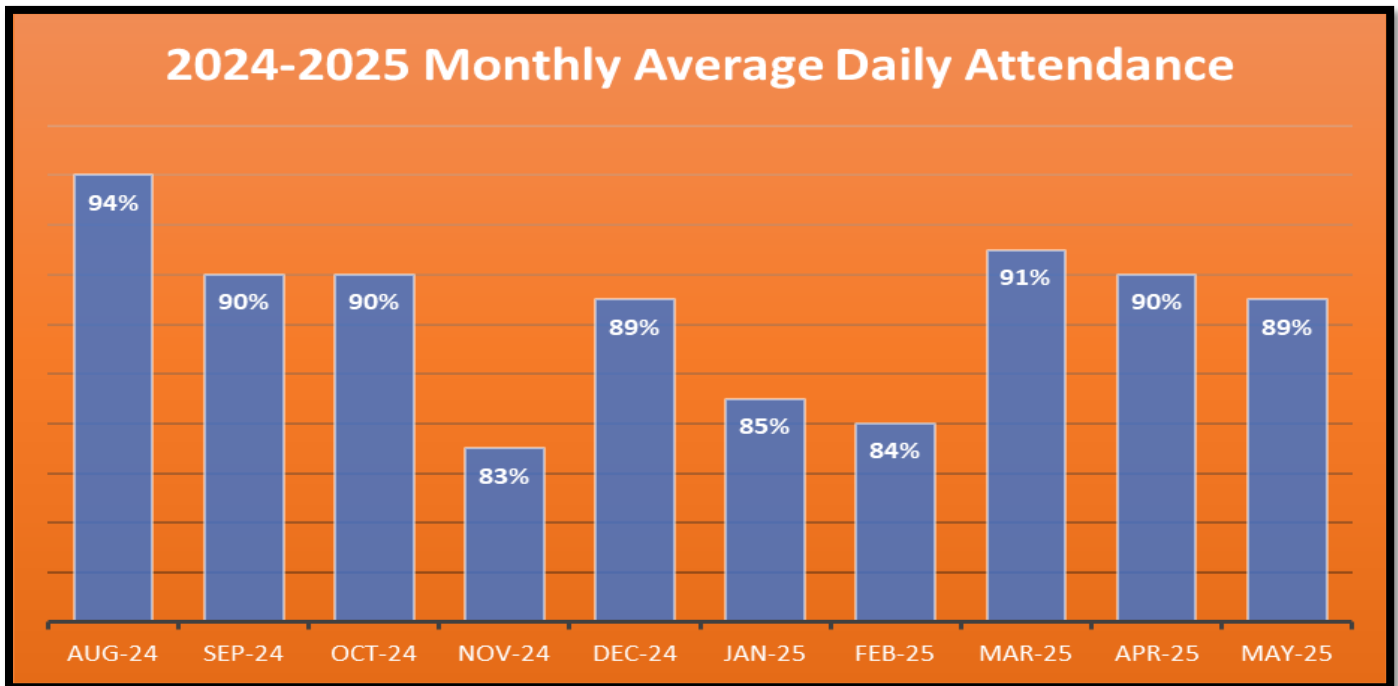
Mailing: 50 Tu Su Ln.
 Bishop Ca, 93514

Mon-Thurs 7:45am to 2:30pm
Friday's out at 12pm

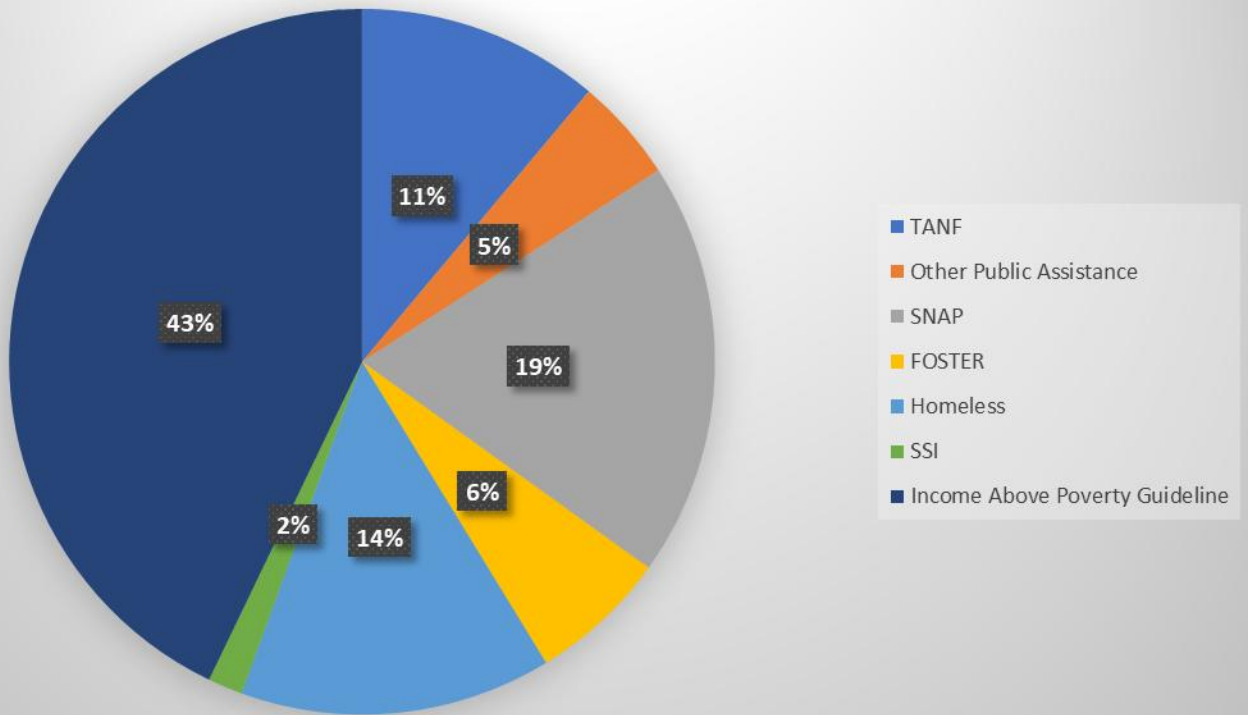
2024-2025 Average Monthly Enrollment



2024-2025 Monthly Average Daily Attendance

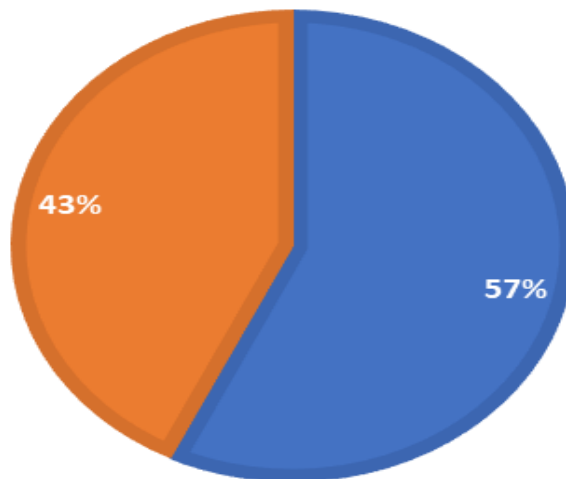


2024-2025 Primary Eligibility at Time of Enrollment



2024-2025 BIHS ENROLLMENT SUMMARY

■ Categorical Eligibility ■ Income Above Poverty Guideline



OFFICE OF HEAD START MONITORING REVIEWS

Monitoring Year	Findings	Non-Compliance	Deficiencies	Corrected
FA-2 2018	0	0	0	N/A
FA-1 2021	0	0	0	N/A
FA-2 CR-2024	2	2	0	Yes

Performance Summary

This section contains an overview of compliance information determined through this review. Detailed information can be found in the Review Details section.

Content Area	Performance Area	Applicable Standards	Grant Number(s)	Primary Review Finding Status	Timeframe for Correction	Follow-up Compliance Level
Education and Child Development Services	Qualifications, Professional Development, and Coaching	1302.92(c)(2)	90CI010051	ANC	N/A	Corrected
Health Services	Safe and Sanitary Environments	1302.90(b)(1)	90CI010051	ANC	N/A	Corrected

Refer to Annual Report 2023-2024 located on the Tribal Webpage for further details.

Full report and Action Plan with corrections can be viewed on the Bishop Paiute Tribal Webpage or at the Bishop Inidan Head Start Program.

<https://bishoppaiute.net/programs/headstart/>

OFFICE OF HEAD START/STATE Preschool: Classroom Assessment Scoring System® (CLASS) REVIEWS

<i>Dimensions</i>	Max Score	2018 Score OHS	2023 Score OHS	2024 State Score	Federal Goal
<i>Emotional Support</i>	7	6.0938	5.9668	6.38	6
<i>Positive Climate</i>	7	6.13	6.25		
<i>Negative Climate</i>	1	1	1		
<i>Teacher Sensitivity</i>	7	5.88	5.50		
<i>Regard for Student Perspective</i>	7	5.38	5.13		
<i>Classroom Organization</i>	7	5.4583	5.75	5.63	6
<i>Behavior Management</i>	7	5.38	5.88		
<i>Productivity</i>	7	6.13	6.13		
<i>Instructional Learning Formats</i>	7	4.88	5.25		
<i>Instructional Support</i>	7	3.3333	3.833	3.3	3
<i>Concept Development</i>	7	2.75	3.38		
<i>Quality of Feedback</i>	7	3.75	4.25		
<i>Language Modeling</i>	7	3.50	3.88		

Child Adult Care Food Program (CACFP) Administrative Reviews Next review 2025-2026

Areas for Review for Compliance	Summer 2020	Areas for Review for Compliance	Head Start 2021
Program Eligibility	Compliance	Performance Standard 1: Financial Viability	Compliance
<i>Meal Counts</i>	Compliance	Financial Management	Compliance
<i>Meal Requirements</i>	Compliance	Performance Standard 2: Administrative Capability	Compliance
<i>Fiscal Accountability</i>	Compliance	Procurement Procedures	Compliance
<i>Procurement</i>	Compliance	Program Resources	Compliance
Site Monitoring and Training	Compliance	Policies and Procedures	Compliance
<i>Behavior Management</i>	Compliance	Pricing Programs	Compliance
<i>Safety and Sanitation</i>	Compliance	Performance Standard 3: Program Accountability	Compliance
<i>Civil Rights</i>	Compliance	Enrollment	Compliance
<i>USDA Donated Foods</i>	Compliance	Eligibility	Compliance
<i>Vended Meal Contracts</i>	Compliance	Meal Counts	Compliance
<i>Year-Round Sites</i>	N/A	Licensing Requirements	N/A
		Meal Requirements	Compliance
		Fiscal Accountability	Compliance
		Training	Compliance
		Facility Review	Compliance
		Safety and Sanitation	Compliance
		Civil Rights	Compliance

A tentative scheduled CACFP review pending in April 2026.

Indian Health Service Reviews

Date	Food Service Survey	Center	Corrected	Notes
<i>June 2025</i>	Full Compliance			
<i>November 2025</i>	Full Compliance			
<i>June 2024</i>	Full Compliance			
<i>November 2024</i>		1 Findings	Yes	Water temp in Community Center Bathroom-Yes
<i>November 2023</i>		2 Findings	Yes	Serve Safe Manager Certification-Yes Class 1 Emergency Number Posted-Yes
<i>May 2023</i>		1 Findings	Yes	Replaced Kitchen Counters

A tentative scheduled Indian Health Service review pending in April 2026.

FISCAL SINGLE AUDIT

Melissa B Peterson, CPA LLC, Certified Public Accountant	2025-In Process	2019- No Finding were reported 2020- No Finding were reported 2021- No Finding were reported 2022- No Finding were reported 2023- No Finding were reported 2024- No Finding were reported-BIHS
---	-----------------	---

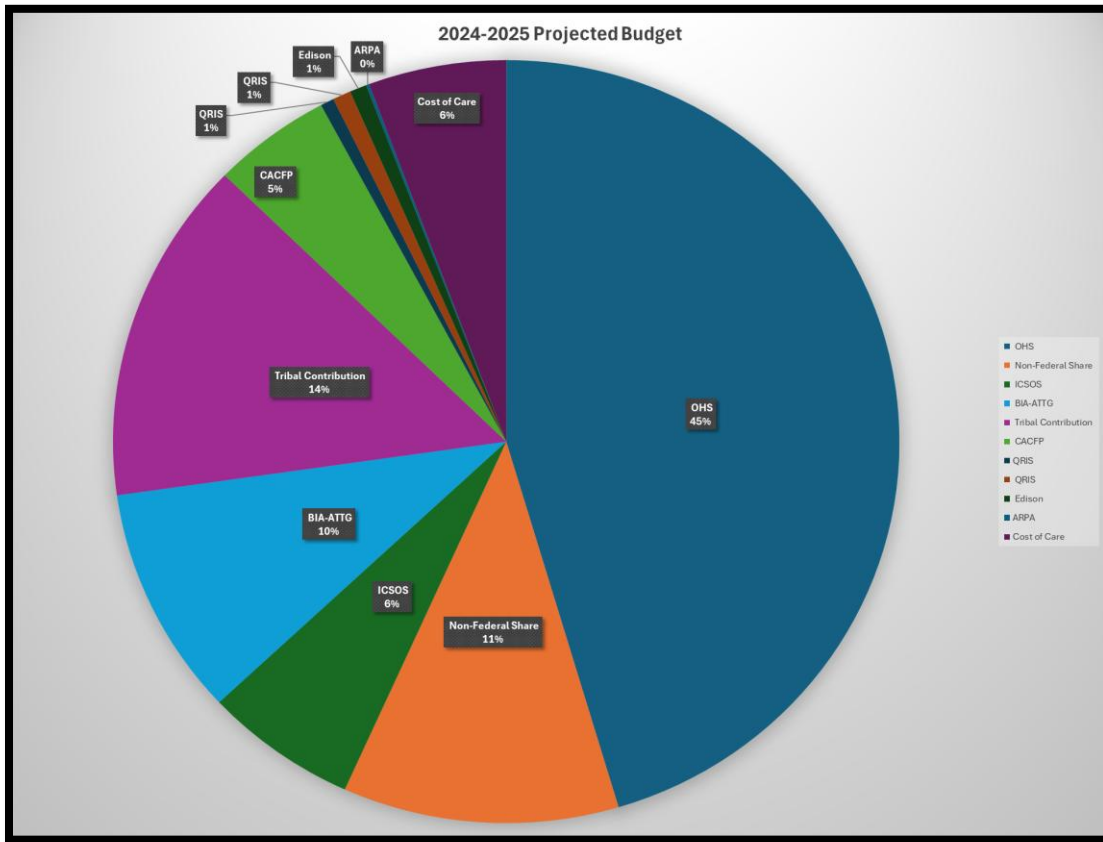
BIHS and OHS Operational Budget 2024-2025

Summary

Program Type	Funded Enrollment	Federal			Non-Federal Share	Non-Federal Percentage	Total Budget
		Program Operations	TTA	Total			
AIAN Head Start	60	\$637,948	\$11,522	\$649,470	\$162,368	20%	\$811,838

Funding Type	AIAN Head Start	Non-Federal Share	
Cost-of-Living Adjustment (COLA)	\$14,992.00	\$11,892.43	100% of the Bishop Paiute Head Start Employees received a 2.35% Cost-of Living Adjustment
Quality Improvement (QI)	n/a	n/a	n/a
Total	\$14,992.00	\$11,892.43	

2024-2025 Projected Budget-August 1 st , 2024											
100%	45%	11%	6%	10%	15%	5%	0.5%	0.7%	0.7%	0.1%	6%
Total Funding	OHS Federal 3663	Non-Federal Share State 3662	ICSOS State 3664	BIA-ATTG 1130	Tribal Contribution 3662	CACFP 3665	QRIS 3673	QRIS 3667	Edison 3161-013	ARPA 3667	Cost of Care 3674
\$1,430,918	\$649,470	\$162,368	\$90,036	\$139,121	\$208,200	\$70,018	\$8,018	\$10,692	\$10,000	\$1,795	\$81,200



2024-2025 Actual-Close Out

100%	45%	11%	6%	10%	15%	5%	0.5%	0.7%	0.7%	0.1%	6%
Total Funding	OHS Federal 3663	Non-Federal Share State 3662	ICSOS State 3664	BIA-ATTG 1130	Tribal Contribution 3662	CACFP 3665	QRIS 3673	QRIS 3667	Edison 3161-013	ARPA 3667	Cost of Care 3674
\$1,430,918	\$649,470	\$162,368	\$90,036	\$139,121	\$208,200	\$70,018	\$8,018	\$10,692	\$10,000	\$1,795	\$81,200
COLA	\$14,992										
Remaining Balance \$30,634.49	0	0	\$1,337		\$8,114.73	\$2,674	0	\$-3,453	\$-21.24	0	\$21,983

Office of Head Start Closing Expenditures: Includes COLA expenses.

Bishop Paiute Tribe					
Statement of Revenues and Expenditures - Unposted Transactions Included In Report					
From 8/1/2024 Through 7/31/2025					
<i>3663 - Head Start Federal</i>					
			Current Period Actual	Total Budget - Original	Total Budget Variance - Original
Revenue					
Grant Revenue	4310		664,462.00	631,225.00	33,237.00
Indirect Revenue	4315		0.00	33,237.00	(33,237.00)
Total Revenue			664,462.00	664,462.00	0.00
Gross Profit					
			664,462.00	664,462.00	0.00
Expenditures					
Regular Wages			485,031.05	427,111.00	(57,920.05)
Fringe Benefits			114,322.49	116,741.00	2,418.51
Operating					
Other Prof and Tech Services	6490		5,583.50	47,618.00	42,034.50
Solid Waste	6520		2,188.62	0.00	(2,188.62)
Electricity	6522		6,878.07	0.00	(6,878.07)
Gas/Propane	6523		6,692.05	0.00	(6,692.05)
General Supplies	6710		3,077.24	28,233.00	25,155.76
Program/Education Supplies	6760		(75.00)	0.00	75.00
Training	7301		7,714.05	11,522.00	3,807.95
Travel	7302		1,396.84	0.00	(1,396.84)
Indirect Expense	8110		31,653.09	33,237.00	1,583.91
Total Operating			65,108.46	120,610.00	55,501.54
Total Expenditures			664,462.00	664,462.00	0.00
Net Profit			0.00	0.00	0.00

Head Start funding covers Salary, Fringe, and a 2.35 % COLA. In addition to Utilities, General Supplies, Training and Travel.

3672- ARPA Closing Expense Report Head Start-Closed

Bishop Paiute Tribe				
Statement of Revenues and Expenditures - Unposted Transactions Included In Report				
From 8/1/2023 Through 7/31/2025				
<i>3672 - Head Start ARPA Survey</i>				
<i>000 - In & Out</i>				
		<u>Current Year Actual</u>	<u>Total Budget - Original</u>	<u>Total Budget Variance - Original</u>
Revenue				
Grant Revenue	4310	18,600.00	0.00	18,600.00
Total Revenue		18,600.00	0.00	18,600.00
Gross Profit		18,600.00	0.00	18,600.00
Expenditures				
Operating				
Other Prof and Tech	6490	54.00	0.00	(54.00)
Services				
Other Property Services	6590	7,320.06	0.00	(7,320.06)
Miscellaneous Expenses	6600	250.98	0.00	(250.98)
General Supplies	6710	7,676.25	0.00	(7,676.25)
Food & Supplies	6735	478.12	0.00	(478.12)
Program/Education	6760	21.60	0.00	(21.60)
Supplies				
Vehicle Repairs Maint	6902	2,186.41	0.00	(2,186.41)
School Activities	7206	612.58	0.00	(612.58)
Total Operating		18,600.00	0.00	(18,600.00)
Total Expenditures		18,600.00	0.00	(18,600.00)
Net Profit		0.00	0.00	0.00

ARPA funding supported BIHS with purchasing: a security window for our Speech Room; Employee Physicals; Pest Control, Refrigeration Maintenance and installation; Replacement Toilets; Playground Shade Cover; Tarps to protect playground fall zone material; Covid-19 Tests and PPE; Children’s garden supplies; playground sand; facility maintenance materials; concrete and cement mixer to install playground shade cover; Janitorial supplies; and school activity/parent engagement supplies. ARPA was closed out in 2024.

3662-Closing Expenditure Report Head Start General Funds.

Bishop Paiute Tribe				
Statement of Revenues and Expenditures - 3662 - HEAD START GENERAL FUND - Unposted Transactions Included In Report				
From 8/1/2024 Through 7/31/2025				
<i>3662 - Head Start General Fund</i>				
		Current Period Actual	Total Budget - Original	Total Budget Variance - Original
Gross Profit		0.00	0.00	0.00
Expenditures				
Regular Wages		175,597.88	180,000.00	4,402.12
Fringe Benefits		38,751.81	35,000.00	(3,751.81)
Operating				
Incentives	6260	315.96	1,000.00	684.04
Other Prof and Tech Services	6490	2,121.40	3,000.00	878.60
Solid Waste	6520	1,610.99	3,400.00	1,789.01
Electricity	6522	4,184.69	12,000.00	7,815.31
Gas/Propane	6523	0.00	1,000.00	1,000.00
Fees & Permits	6601	137.02	100.00	(37.02)
Communications	6606	886.73	4,500.00	3,613.27
DMV-License and Renewal	6608	372.68	1,000.00	627.32
Credit Card Fees	6610	3.83	0.00	(3.83)
General Supplies	6710	2,107.39	5,000.00	2,892.61
Fuel - Vehicles/Equipment	6720	3,865.19	2,000.00	(1,865.19)
Food & Supplies	6735	346.77	0.00	(346.77)
Postage	6750	11.28	0.00	(11.28)
Program/Education Supplies	6760	837.75	0.00	(837.75)
Vehicle Repairs Maint	6902	8,792.52	1,000.00	(7,792.52)
Training	7301	756.99	0.00	(756.99)
Travel	7302	0.00	1,000.00	1,000.00
Indirect Expense	8110	1,184.39	0.00	(1,184.39)
Total Operating		27,535.58	35,000.00	7,464.42
Total Expenditures		241,885.27	250,000.00	8,114.73
Net Profit		(241,885.27)	(250,000.00)	8,114.73

The Bishop Tribal Contribution funds supported our operational budget by covering a percentage of wages, fridge, and benefits. Funds cover a percentage of our communication and utility expenses each year. DMV fees, school bus repairs, bus maintenance and fuel to run school buses. Employee incentives are allocated for each department. Funds may be used to meet Non-Federal Share; however, State funds is sufficient to cover this requirement.

3664- Report Inyo County State Preschool Closing Expense Report

Bishop Paiute Tribe				
Statement of Revenues and Expenditures - Unposted Transactions Included In Report				
From 8/1/2024 Through 7/31/2025				
<i>3664 - Head Start State Preschool (ICOE)</i>				
		<u>Current Period Actual</u>	<u>Total Budget - Original</u>	<u>Total Budget Variance - Original</u>
Revenue				
Grant Revenue	4310	300,829.00	262,969.00	37,860.00
Indirect Revenue	4315	0.00	37,860.00	(37,860.00)
Total Revenue		300,829.00	300,829.00	0.00
Gross Profit		300,829.00	300,829.00	0.00
Expenditures				
Regular Wages		220,119.81	210,386.00	(9,733.81)
Fringe Benefits		49,677.30	43,636.00	(6,041.30)
Operating				
Solid Waste	6520	938.01	0.00	(938.01)
Electricity	6522	3,693.03	0.00	(3,693.03)
Gas/Propane	6523	3,047.69	0.00	(3,047.69)
Communications	6606	921.91	0.00	(921.91)
General Supplies	6710	257.02	6,947.00	6,689.98
Training	7301	0.00	2,000.00	2,000.00
Indirect Expense	8110	20,837.61	37,860.00	17,022.39
Total Operating		29,695.27	46,807.00	17,111.73
Total Expenditures		299,492.38	300,829.00	1,336.62
Net Profit		1,336.62	0.00	1,336.62

The State Preschool funds support our operational budget by covering a percentage of wages, fridge, and benefits. Funds cover a percentage of our communication, utility and general supplies expenses each year. Includes supporting Indirect Costs. Non-Federal funds are used to support our Federal Share for the Office of Head Start.

State Preschool 2024-2025 Final Reimbursement

INYO COUNTY SCHOOLS
09 - Inyo County Schools
Financial Activity Report - Detail (From: 7/1/2024 To: 6/30/2025)

Page 1 of 1

Fu	Rs	Y	Goal	Func	Obj	Sch	Mgmt	Reference	Effective Date	Description/ Vendor Name	Use Tax	Revised Budget	Actual Activity	Pre/Encumbered Pended Activity	Running Balance
Fund 12 CHILD DEVELOPMENT FUND															
Resource 6105 CHLD CARE & DEV-STATE PRSCHL															
Expenditure															
Object 5100 SUB-AGREEMENTS FOR SRVCS															
12	6105	0	0001	1000	5100	632	CSPP	BGR20240612	07/01/2024	Tentative Roll 06/12/24 11:58 AM		227,404.00	0.00	0.00	227,404.00
12	6105	0	0001	1000	5100	632	CSPP	RQ250620	08/19/2024	BISHOP INDIAN HEAD START		0.00	0.00	275,829.00	(48,425.00)
12	6105	0	0001	1000	5100	632	CSPP	PO250363	08/27/2024	BISHOP INDIAN HEAD START		0.00	0.00	275,829.00	(324,254.00)
12	6105	0	0001	1000	5100	632	CSPP	RQ250620	08/27/2024	BISHOP INDIAN HEAD START		0.00	0.00	(275,829.00)	(48,425.00)
12	6105	0	0001	1000	5100	632	CSPP	PO250363	10/25/2024	BISHOP INDIAN HEAD START		0.00	16,937.99	(16,937.99)	(48,425.00)
12	6105	0	0001	1000	5100	632	CSPP	PO250363	11/22/2024	BISHOP INDIAN HEAD START		0.00	22,032.31	(22,032.31)	(48,425.00)
12	6105	0	0001	1000	5100	632	CSPP	PO250363	01/10/2025	BISHOP INDIAN HEAD START		0.00	20,770.09	(20,770.09)	(48,425.00)
12	6105	0	0001	1000	5100	632	CSPP	PO250363	02/07/2025	BISHOP INDIAN HEAD START		0.00	40,804.59	(40,804.59)	(48,425.00)
12	6105	0	0001	1000	5100	632	CSPP	PO250363	03/28/2025	BISHOP INDIAN HEAD START		0.00	55,068.10	(55,068.10)	(48,425.00)
12	6105	0	0001	1000	5100	632	CSPP	BT250054	03/31/2025	CD25-03		48,425.00	0.00	0.00	0.00
12	6105	0	0001	1000	5100	632	CSPP	PO250363	04/18/2025	BISHOP INDIAN HEAD START		0.00	6,534.91	(6,534.91)	0.00
12	6105	0	0001	1000	5100	632	CSPP	PO250363	05/09/2025	BISHOP INDIAN HEAD START		0.00	69,656.48	(69,656.48)	0.00
12	6105	0	0001	1000	5100	632	CSPP	PO250363	06/26/2025	BISHOP INDIAN HEAD START		0.00	0.00	(44,024.53)	44,024.53
12	6105	0	0001	1000	5100	632	CSPP	EP250185	06/30/2025	BISHOP INDIAN HEAD START		0.00	44,024.53	0.00	0.00
Total Object 5100 SUB-AGREEMENTS FOR SRVCS												275,829.00	275,829.00	0.00	0.00
Object 5800 OTHER SVCS & OPER EXPENDITURES															
12	6105	0	0001	1000	5800	632	CSPP	BGR20240612	07/01/2024	Tentative Roll 06/12/24 11:58 AM		25,000.00	0.00	0.00	25,000.00
12	6105	0	0001	1000	5800	632	CSPP	RQ250620	08/19/2024	BISHOP INDIAN HEAD START		0.00	0.00	25,000.00	0.00
12	6105	0	0001	1000	5800	632	CSPP	PO250363	08/27/2024	BISHOP INDIAN HEAD START		0.00	0.00	25,000.00	(25,000.00)
12	6105	0	0001	1000	5800	632	CSPP	RQ250620	08/27/2024	BISHOP INDIAN HEAD START		0.00	0.00	(25,000.00)	0.00
12	6105	0	0001	1000	5800	632	CSPP	PO250363	10/25/2024	BISHOP INDIAN HEAD START		0.00	25,000.00	(25,000.00)	0.00
Total Object 5800 OTHER SVCS & OPER EXPENDITURES												25,000.00	25,000.00	0.00	0.00
Total Expenditure												300,829.00	300,829.00	0.00	0.00
Total Resource 6105 CHLD CARE & DEV-STATE PRSCHL												300,829.00	300,829.00	0.00	0.00
Total Fund 12 CHILD DEVELOPMENT FUND												300,829.00	300,829.00	0.00	0.00

Criteria: Report Type = Detail; Budget Status = Revised; Running Balance = Yes; Default Column Order = Yes; Include GL Status = Pended,Encumbered,PreEncumberd; Sort/Group = Fund,Resource,Object; School = 632; Management = cspp; Suppress Net Zero Accounts = Yes; Display Columns FTR = GL Status

Run: 3/20/2026 9:04 AM Copyright © 1998 The California Educational Computer Consortium Joint Powers Authority. All Rights Reserved.

3665-Child Adult Care Food Program (CACFP) Closing Expense Report.

Statement of Revenues and Expenditures - Unposted Transactions Included In Report				
From 10/1/2024 Through 9/30/2025				
<i>3665 - Head Start CACFP</i>				
				Total Budget Variance -
		Current Year Actual	Total Budget - Original	Original
Revenue				
Grant Revenue	4310	61,633.91	70,112.00	(8,478.09)
Total Revenue		61,633.91	70,112.00	(8,478.09)
Gross Profit		61,633.91	70,112.00	(8,478.09)
Expenditures				
Regular Wages		0.00	7,486.00	7,486.00
Fringe Benefits		0.00	124.00	124.00
Operating				
General Supplies	6710	8,371.94	0.00	(8,371.94)
Food	6730	50,588.02	56,363.00	5,774.98
Food & Supplies	6735	0.00	6,139.00	6,139.00
Total Operating		58,959.96	62,502.00	3,542.04
Total Expenditures		58,959.96	70,112.00	11,152.04
Net Profit		2,673.95	0.00	2,673.95

The CACFP funds allowed BIHS to purchase food and food related supplies to prepare healthy meals and snacks for our Head Start enrolled children. A percentage of the funds support the nutrition staff wage, fringe, and benefits.

Child and Adult Care Food Program

CNIPS

Applications | Claims | Compliance | Reports | Security | Search | Programs | Year | Help | Log Out

Claims > Claim Year at a Glance - Centers >

Program Year: 2024 - 2025



Child & Adult Care Food Program Claim Year Summary for 2024 - 2025

04020-CACFP-14-TG-IC
Bishop Indian Tribal Council Education Center
 50 N TU SU LN
 BISHOP, CA 93514-8058
 Vendor #: 22750Z
 payment address

Claim Month	Adj Number	Claim Status	Date Received	Date Processed	Earned Amount
Oct 2024	0	Processed	11/01/2024	11/07/2024	\$8,427.72
Nov 2024	0	Processed	11/28/2024	12/05/2024	\$5,548.50
Dec 2024	0	Processed	12/29/2024	01/02/2025	\$5,505.62
Jan 2025	0	Processed	02/02/2025	02/06/2025	\$7,474.71
Feb 2025	0	Processed	03/02/2025	03/06/2025	\$7,482.41
Mar 2025	0	Processed	03/31/2025	04/03/2025	\$6,406.93
Apr 2025	0	Processed	05/01/2025	05/08/2025	\$8,827.62
May 2025	0	Processed	05/30/2025	06/05/2025	\$8,386.80
Jun 2025					\$0.00
Jul 2025					\$0.00
Aug 2025	0	Processed	09/01/2025	09/04/2025	\$4,537.90
Sep 2025	0	Processed	09/30/2025	10/02/2025	\$8,770.57
Year to Date Totals					\$71,368.78

< Back

3160-013-EDISON-Closing Expense Report.

Bishop Paiute Tribe				
Statement of Revenues and Expenditures - Unposted Transactions Included In Report				
From 9/1/2024 Through 8/31/2025				
<i>3160 - Edison HS and Ed Ctr</i>				
<i>013 - Edison Head Start Project</i>				
		Current Year	Total Budget - Original	Total Budget Variance -
		Actual		Original
Revenue				
Grant Revenue	4310	8,000.00	8,000.00	0.00
Indirect Revenue	4315	2,000.00	2,000.00	0.00
Total Revenue		10,000.00	10,000.00	0.00
Gross Profit				
		10,000.00	10,000.00	0.00
Expenditures				
Operating				
Food	6730	153.71	0.00	(153.71)
Program/Education Supplies	6760	5,133.04	8,000.00	2,866.96
School Activities	7206	321.06	0.00	(321.06)
Indirect Expense	8110	3,011.30	2,000.00	(1,011.30)
Total Operating		8,619.11	10,000.00	1,380.89
Total Expenditures		8,619.11	10,000.00	1,380.89
Net Profit				
		1,380.89	0.00	1,380.89

BIHS partnership with Edison International allowed our program to purchase child, parent, and community engagement supplies and incentives items. In addition to training/workshop incentives for our parents and staff. Please see next page for details.

3160-EDISON-Closing Expense Report from BIHS.

2024-2025		Child, Parent Staff, and Community Engagement Supplies/Incentives	Justification		Training/Workshop Supplies/Incentives	Justification	Indirect	Total
Date				Date				
4.1.25		24.76	Water for fieldtrip	3.1.25	68	Bus Pass Parents		
5.1.25		419.79	Children Books for Graduation	6.1.25	125.98	Food End of Year Appreciation		
5.1.25		116.68	Life Science all 4 classrooms	9.1.25	31.98	Drinks: staff/parentMeetings		
5.1.25		50	Fieldtrip: Train Ride	7.26.25	589.65	Participants Training Incentives		
5.1.25		92.44	Classroom Train whisle	7.28.25	343.54	Staff Team T-Shirst		
7.15.25		92.12	playground balls	9.18.25	177	First Aid Kits		
7.15.25		86.38	playground balls	9.30.25	469.9	Fire Extinguishers-parents		
7.22.25		1,529.75	drama outdoor structure	10.18.25	500.94	Car Seats/Cooking supplies		
7.23.25		74.28	calming light covers	9.18.25	141.98	Outreach supplies		
8.1.25		1,443.12	Playground sand					
9.23.25		767.27	Fall Carnival incentives					
10.19.25		212.95	Community Fall Carnival					
10.7.25		101.59	calming light covers					
9.19.25		1,308.99	children's stage					
Target	5,000			3,000				
		6320.12			2448.97		2,000	10769.09

Bishop Paiute Tribe				
Statement of Revenues and Expenditures - Unposted Transactions Included In Report				
From 8/1/2024 Through 7/31/2025				
<i>3667 - HeadStart -Quality Results Classroom Supplies</i>				
				Total Budget Variance -
		Current Year Actual	Total Budget - Original	Original
Revenue				
Grant Revenue	4310	0.00	(5,156.23)	5,156.23
Total Revenue		0.00	(5,156.23)	5,156.23
Gross Profit		0.00	(5,156.23)	5,156.23
Expenditures				
Operating				
Other Prof and Tech Services	6490	0.00	200.00	200.00
General Supplies	6710	0.00	2,468.19	2,468.19
Food	6730	0.00	4.98	4.98
Program/Education Supplies	6760	517.19	70,856.00	70,338.81
Total Operating		517.19	73,529.17	73,011.98
Total Expenditures		517.19	73,529.17	73,011.98
Net Profit		(517.19)	(78,685.40)	78,168.21

The QRIS funds allowed BIHS Teaching team to purchase school readiness supplies for their classroom. Including, supplies and learning materials for classroom special activities. The teachers used funds to purchase teacher office supplies and equipment for their classrooms. They use the funds to replace worn classroom furniture, outdoor classroom learning materials and manipulatives. No restricted time limit for teachers to spend funding.

3663 QRIS-Report -closed.

Bishop Paiute Tribe				
Statement of Revenues and Expenditures - Unposted Transactions Included In Report				
From 8/1/2024 Through 7/31/2025				
<i>000 - In & Out</i>				
<i>3673 - Head Start CSPP QRIS</i>				
		<u>Current Year Actual</u>	<u>Total Budget - Original</u>	<u>Total Budget Variance - Original</u>
Gross Profit		0.00	0.00	0.00
Expenditures				
Operating				
General Supplies	6710	934.52	0.00	(934.52)
Food	6730	68.06	0.00	(68.06)
Program/Education Supplies	6760	9,018.86	0.00	(9,018.86)
Total Operating		10,021.44	0.00	(10,021.44)
Total Expenditures		10,021.44	0.00	(10,021.44)
Net Profit		(10,021.44)	0.00	(10,021.44)

The QRIS funds allowed BIHS Teaching team to purchase school readiness supplies for their classroom. Including, supplies and learning materials for classroom special activities. The teachers used funds to purchase teacher office supplies and equipment for their classrooms. They use the funds to replace worn classroom furniture, outdoor classroom learning materials and manipulatives. Restrictions: Majority of funding must be spent within the school year. 3663 is closed.

3674 Cost of Care-State Funds

Bishop Paiute Tribe				
Statement of Revenues and Expenditures - Unposted Transactions Included In Report				
From 8/1/2024 Through 7/31/2025				
<i>000 - In & Out</i>				
<i>3674 - HS Cost of Care</i>				
				Total Budget Variance
		Current Year Actual	Total Budget - Original	Original
Revenue				
Grant Revenue	4310	79,230.68	0.00	79,230.68
Total Revenue		79,230.68	0.00	79,230.68
Gross Profit		79,230.68	0.00	79,230.68
Expenditures				
Regular Wages		22,155.20	0.00	(22,155.20)
Fringe Benefits		5,060.38	0.00	(5,060.38)
Operating				
Other Prof and Tech Services	6490	3,206.50	0.00	(3,206.50)
Electricity	6522	2,574.90	0.00	(2,574.90)
Gas/Propane	6523	1,432.57	0.00	(1,432.57)
Fees & Permits	6601	372.99	0.00	(372.99)
Communications	6606	4,543.79	0.00	(4,543.79)
Advertising	6607	1,050.00	0.00	(1,050.00)
General Supplies	6710	4,409.14	0.00	(4,409.14)
Health/Safety Supplies	6715	695.69	0.00	(695.69)
Fuel - Vehicles/Equipment	6720	4,322.18	0.00	(4,322.18)
Food	6730	802.99	0.00	(802.99)
Program/Education Supplies	6760	464.61	0.00	(464.61)
Vehicle Repairs Maint	6902	3,085.31	0.00	(3,085.31)
School Activities	7206	3,071.00	0.00	(3,071.00)
Total Operating		30,031.67	0.00	(30,031.67)
Total Expenditures		57,247.25	0.00	(57,247.25)
Net Profit		21,983.43	0.00	21,983.43

Cost of Care funds is a non-federal resource from the State of California for childcare centers to support operational funds. BIHS will continue to use these funds in 2025-2026 to assist with wages, utilities, advertisement for recruitment, general supplies, school vehicle repairs and school activities. Access to these funds are temporary and may be limited to one year.

Please see below for the actual deposits for the Cost of Care Funds 2024-2025 from the State.

INYO COUNTY SCHOOLS
 09 - Inyo County Schools
 Financial Activity Report - Detail (From: 7/1/2024 To: 6/30/2025)

Fu	Rs	Y	Goal	Func	Obj	Sch	Mgmt	Reference	Effective Date	Description/ Vendor Name	Use Tax	Revised Budget	Actual Activity	Pre/Encumbered Pended Activity	Running Balance
Fund 12 CHILD DEVELOPMENT FUND															
Resource 7810 OTHER STATE															
Expenditure															
Object 5800 OTHER SVCS & OPER EXPENDITURES															
12	7810	0	0001	1000	5800	620	CSPP	PV250502	10/22/2024	BISHOP INDIAN HEAD START		0.00	0.00	12,880.00	(12,880.00)
12	7810	0	0001	1000	5800	620	CSPP	PV250502	10/25/2024	BISHOP INDIAN HEAD START		0.00	12,880.00	(12,880.00)	(12,880.00)
12	7810	0	0001	1000	5800	620	CSPP	PV250731	12/03/2024	BISHOP INDIAN HEAD START		0.00	0.00	7,000.00	(19,880.00)
12	7810	0	0001	1000	5800	620	CSPP	PV250731	12/06/2024	BISHOP INDIAN HEAD START		0.00	7,000.00	(7,000.00)	(19,880.00)
12	7810	0	0001	1000	5800	620	CSPP	PV250841	12/16/2024	BISHOP INDIAN HEAD START		0.00	0.00	7,140.00	(27,020.00)
12	7810	0	0001	1000	5800	620	CSPP	PV250841	12/20/2024	BISHOP INDIAN HEAD START		0.00	7,140.00	(7,140.00)	(27,020.00)
12	7810	0	0001	1000	5800	620	CSPP	PV250925	01/07/2025	BISHOP INDIAN HEAD START		0.00	0.00	7,140.00	(34,160.00)
12	7810	0	0001	1000	5800	620	CSPP	PV250925	01/10/2025	BISHOP INDIAN HEAD START		0.00	7,140.00	(7,140.00)	(34,160.00)
12	7810	0	0001	1000	5800	620	CSPP	PV251341	03/18/2025	BISHOP INDIAN HEAD START		0.00	0.00	7,280.00	(41,440.00)
12	7810	0	0001	1000	5800	620	CSPP	PV251341	03/21/2025	BISHOP INDIAN HEAD START		0.00	7,280.00	(7,280.00)	(41,440.00)
12	7810	0	0001	1000	5800	620	CSPP	PV251494	04/15/2025	BISHOP INDIAN HEAD START		0.00	0.00	7,280.00	(48,720.00)
12	7810	0	0001	1000	5800	620	CSPP	PV251494	04/18/2025	BISHOP INDIAN HEAD START		0.00	7,280.00	(7,280.00)	(48,720.00)
12	7810	0	0001	1000	5800	620	CSPP	PV251569	05/06/2025	BISHOP INDIAN HEAD START		0.00	0.00	7,560.00	(56,280.00)
12	7810	0	0001	1000	5800	620	CSPP	PV251569	05/09/2025	BISHOP INDIAN HEAD START		0.00	7,560.00	(7,560.00)	(56,280.00)
12	7810	0	0001	1000	5800	620	CSPP	PV251670	05/15/2025	BISHOP INDIAN HEAD START		0.00	0.00	7,420.00	(63,700.00)
12	7810	0	0001	1000	5800	620	CSPP	PV251670	05/23/2025	BISHOP INDIAN HEAD START		0.00	7,420.00	(7,420.00)	(63,700.00)
12	7810	0	0001	1000	5800	620	CSPP	PV251741	06/10/2025	BISHOP INDIAN HEAD START		0.00	0.00	7,280.00	(70,980.00)
12	7810	0	0001	1000	5800	620	CSPP	PV251741	06/13/2025	BISHOP INDIAN HEAD START		0.00	7,280.00	(7,280.00)	(70,980.00)
Total Object 5800 OTHER SVCS & OPER EXPENDITURES												0.00	70,980.00	0.00	(70,980.00)
Total Expenditure												0.00	70,980.00	0.00	(70,980.00)
Total Resource 7810 OTHER STATE												0.00	70,980.00	0.00	(70,980.00)
Total Fund 12 CHILD DEVELOPMENT FUND												0.00	70,980.00	0.00	(70,980.00)

Criteria: Report Type = Detail; Budget Status = Revised; Running Balance = Yes; Default Column Order = Yes; Include GL Status = Pended,Encumbered,PreEncumberd; Sort/Group = Fund,Resource,Object; Resource = 7810; Management = cspp; Description = bishop indian head start; Suppress Net Zero Accounts = Yes; Display Columns FTR = GL Status

1130 BIA -open.

Bishop Paiute Tribe				
Statement of Revenues and Expenditures - Unposted Transactions Included In Report				
From 1/1/2024 Through 12/31/2025				
<i>1130 - BIA ATTG</i>				
		Current Year		Total Budget Variance -
		Actual	Total Budget - Original	Original
Revenue				
Grant Revenue	4310	993,846.80	505,000.00	488,846.80
Total Revenue		993,846.80	505,000.00	488,846.80
Gross Profit		993,846.80	505,000.00	488,846.80
Expenditures				
Regular Wages		339,667.11	325,000.00	(14,667.11)
Fringe Benefits		22,878.88	70,000.00	47,121.12
Operating				
Other Prof and Tech Services	6490	2,070.00	0.00	(2,070.00)
Repair and Maintenance	6530	600.00	0.00	(600.00)
Communications	6606	8,332.51	10,000.00	1,667.49
General Supplies	6710	621.41	0.00	(621.41)
Tools and Equipment	7103	8,737.00	0.00	(8,737.00)
Capital Equipment	7240	61,500.00	0.00	(61,500.00)
Indirect Expense	8110	12,941.52	100,000.00	87,058.48
Total Operating		94,802.44	110,000.00	15,197.56
Total Expenditures		457,348.43	505,000.00	47,651.57
Net Profit		536,498.37	0.00	536,498.37

During 2024, BIHS was allocated \$ 9,752.10 of the BIA funds for wages. 100% was used to meet maintenance and bus driver wages. As of 2/24/2026, the payroll manager reported 0 funds were allocated. Funds were transferred to State and Head Start during close out. During 2025, BIHS was allocated \$24,492.14 (4.5%) of the BIA funds for wages. Total hours charged to the BIA = 794.45 hours.

Summary of the 2024-2025 Final Expenditures from the Bishop Tribal Fiscal Reports

2024-25 Summary-Final Expenditures	3663	3674	3672	3664	3662	3665	3673	3677	3160	Total	Fiscal Report Budget	balance
	Federal Share OHS	Cost of Care	ARPA	State Preschool NFS	General Funds	CACFP	QRIS	QRIS	Edison			
Regular Wage	485,031.05	22,155.20	0.00	220,119.81	175,597.88	0.00	0	0.00	0.00	902,903.94	824,983.00	-77,920.24
Temps-subs	0.00	0.00	0.00	0.00	0.00	0	0	0	0.00	0.00	0.00	0.00
Vacation Leave Expense	0.00	0.00	0	0.00	0.00	0	0	0	0.00	0.00	0.00	0.00
Sick Leave Expense	0.00	0.00	0	0.00	0.00	0	0	0	0.00	0.00	0.00	0.00
CHDS Teacher/Infant Toddler	0.00	0	0	0.00	0.00	0	0	0	0.00	0.00	0.00	0.00
Teacher Aides & Other Educ Per	0.00	0	0	0.00	0	0	0	0	0.00	0.00	0.00	0.00
Health/Mental SVCS Personnel	0.00	0	0	0.00	0	0	0	0	0.00	0.00	0.00	0.00
CHDS Nutrition Service	0	0	0	0	0	0	0	0	0.00	0	0.00	0
Prog Mgrs & Content Area Exper	0.00	0	0	0	0	0	0	0	0.00	0.00	0.00	0.00
Head Start Director	0.00	0	0	0	0	0	0	0	0.00	0.00	0.00	0.00
Transportation Personnel	0.00	0	0	0	0	0	0	0	0.00	0.00	0.00	0.00
Contract Labor	0	0	0	0	0	0	0	0.00	0.00	0	0.00	0.00
Fringe Benefits	114,322.49	5,060.38	0	49,677.30	38,751.81	0	0	0.00	0.00	207,811.98	195,501.00	-12,310.98
401 K Expense	0.00	0	0	0.00	0	0	0	0	0.00	0.00	0.00	0.00
Employer Health	0.00	0	0	0.00	0	0	0	0	0.00	0.00	0.00	0.00
Worker's Comp Expense	0.00	0	0	0.00	0	0	0	0	0.00	0.00	0.00	0.00
Employee Recognition	0.00	0	0	0.00	0	0	0	0	0.00	0.00	0.00	0.00
Incentives	0	0	0	0	315.96	0	0	0	0.00	315.96	1,000.00	684.04
Contract Labor	0	0	0	0	0	0	0	0	0.00	0	0.00	0
Other Prof and Tech Services	5,583.50	3,206.50	54	0	2,121.40	0	0	0	0.00	10,965.40	50,818.00	39,853.00
Health Screenings	0	0	0	0	0	0	0	0	0.00	0	0.00	0
Solid Waste	2,188.62	0	0	938.01	1,610.99	0	0	0	0.00	4,737.62	3,400.00	-1337.62
Water and Sewer	0	0	0	0	0	0	0	0	0.00	0	0.00	0.00
Electricity	6,878.07	2,574.90	0	3,693.03	4,184.69	0	0	0	0.00	17,330.69	12,000.00	-5,330.69
Gas/Propane	6,692.05	1,432.57	0	3,047.69	0.00	0	0	0	0.00	11,172.31	1,000.00	-10,172.31
Repair and Maintenance	0	0	0	0	0	0	0	0	0.00	0	0.00	0
Other Property Services	0.00	0	7,320.06	0	0.00	0	0	0	0.00	7,320.06	200.00	-7,120.06
Miscellaneous	0	0	250.98	0	0.00	0	0	0	0.00	250.98	0.00	-250.98
Fees and Permits	0	372.99	0	0	137.02	0	0	0	0.00	510.01	100.00	-410.01
Bank charges	0	0	0	0	0	0	0	0	0.00	0	0	0
Finance Charges and Late Fees	0	0	0	0	0	0	0	0	0.00	0.00	0	0
Communications	0.00	4,543.79	0	921.91	886.73	0	0	0	0.00	6,352.43	11,447.00	5,094.57
Advertising	0	1,050.00	0	0	0	0	0	0	0.00	1,050.00	0.00	-1,050.00
DMV-License and Renewal	0	0	0	0	372.68	0	0	0	0.00	372.68	1,500.00	1,483.50
Credit Card Fees	0	0	0	0	3.83	0	0	0	0.00	3.83	0.00	-3.83
General Supplies	3,077.24	4,409.14	7,676.25	257.02	2,107.39	8,371.94	934.52	0	0.00	26,833.50	7,468.19	19,365.31
Health/Safety Supplies	0.00	695.69	0.00	0	0	0	0	0	0.00	695.69	0.00	-695.69
Fuel-Vehicles/Equipment	0	4,322.18	0	0	3,865.19	0	0	0	0.00	8187.37	2,000.00	-6,187.37
Food	0.00	802.99	0	0	0	50,588.02	68.06	0	153.71	51,612.78	56,363.00	4,755.20
Food & Supplies	0	0	478.12	0	346.77	0	0	0	0.00	824.89	6,139.00	5,314.11
Postage	0	0	0	0	11.28	0	0	0	0.00	11.28	0.00	-11.28
Program/Education Supplies	-75.00	464.61	21.60	0	837.75	0	9,018.86	-517.19	5,133.04	14,883.67	81,529.17	66,645.50
General Repair and Maint	0	0	0	0	0	0	0	0	0.00	0	0.00	0
Vehicle Repair and Maintenance	0	3,085.31	2,186.41	0	8,792.52	0	0	0	0.00	14,064.24	1,000.00	-13,064.24
Computer/Hardware/ Software	0.00	0	0	0	0	0	0	0	0.00	0.00	0.00	0.00
Office Equipment Lease/Rental	0	0	0	0.00	0.00	0	0	0	0.00	0.00	0.00	0.00
School Activities	0	3,071.00	612.58	0	0	0	0	0	321.06	4,004.64	2,000.00	-2004.64
Capital Equipment (Over 5K)	0	0.00	0	0	0	0	0	0	0.00	0.00	0.00	0
Training	7,714.05	0	0	0	756.99	0	0	0	0.00	8,471.04	13,522.00	5,050.96
Travel	1,396.84	0	0	0	0	0	0	0	0.00	1,396.84	1,000.00	-396.84
Program Mileage	0	0	0	0	0	0	0	0	0.00	0	0.00	0
Direct Charge	\$ 632,808.91	\$ 57,247.25	\$ 18,600.00	\$ 278,654.77	\$ 240,700.88	\$ 58,959.96	\$ 10,021.44	\$ (517.19)	\$ 5,607.81	\$ 1,302,083.83	1,272,970.36	9,979.41
Indirect Costs	\$ 31,653.09	\$ -	\$ -	\$ 20,837.61	\$ 1,184.39	\$ -	\$ -	\$ -	\$ 3,011.30	\$ 56,686.39	73,097.00	16,410.61
Total Expenditures	\$ 664,462.00	\$ 57,247.25	\$ 18,600.00	\$ 299,492.38	\$ 241,885.27	\$ 58,959.96	\$ 10,021.44	\$ (517.19)	\$ 8,619.11	\$ 1,358,770.22		
Grant Revenue	\$ 664,462.00	\$ 79,230.68	\$ 18,600.00	\$ 300,829.00	\$ 250,000.00	\$ 70,112.00	\$ 10,021.44	\$ -	\$ 10,000.00	\$ 1,403,255.12		
Difference	\$ -	\$ 21,983.43	\$ -	\$ 1,336.62	\$ 8,114.73	\$ 2,673.95	\$ -	\$ (517.19)	\$ 1,380.89	\$ 34,972.43		

3/22/2026

9:57 PM

Bishop Indian Head Start Program

Page 1 of 1

scisneros

4310 - In-Kind Amount and Value

Classrooms: < No Classroom >, < No Classroom >, Classroom 1, Classroom 2, Classroom 3, Classroom 4, Service Types: A
- Automobile (Miles), M - Materials, O - Other, S - Space, T - Time (In Hours), Transaction Date: 8/1/2024 - 7/31/2025

Bishop Indian Head Start Program: Total Volunteers	81 Volunteers		
Bishop Indian Head Start Program: Parent/Former Parent Totals	133 Transactions	Quantity: N/A*	\$3965.75
Bishop Indian Head Start Program: All Volunteer Totals	487 Transactions	Quantity: N/A*	\$382146.65
Report Grand Totals	Total Volunteers		81
	Parent or Former Parent Volunteers		36
	Volunteers who volunteered at more than one site		0
	Parent or Former Parent Volunteers who volunteered at more than one site		0
	Total Volunteer Dollars		\$382146.65
	Parent or Former Parent Volunteer Dollars		\$3965.75
	Total Volunteer Hours		992.32
	Parent or Former Parent Volunteer Hours		187.25

- 17 less total volunteers from 2023-2024
- 12 less parent/former parent volunteers from 2023-2024
- 81 more total volunteer transactions over 2023-2024
- 16 more parent/former parent volunteer transactions over 2023-2024
- An increase of 94.09 total volunteer hours from 2023-2024
- An increase of 39.5 parent/former parent volunteer hours from 2023-2024
- An increase of \$101,802.20 in total Volunteer Dollars from 2023-2024
- An increase of \$530 in total parent/former parent Volunteer Dollars from 2023-2024

Transportation Service Stats

Transportation Updates: 2024-2025

Months	Bus 85-Bishop and Big Pine-Diesel				Bus 86-Bishop			
	# of children using school bus services	# miles driven in the month	\$ Fuel purchased in the month	\$ 45 day monitoring And repair cost	# of children using school bus services	# miles driven in the month	\$ Fuel purchased in the month	\$ 45 day monitoring And repair cost
August-2024	71	420	183.46	149.50	170	107	100.10	197.00 937.92 (batteries)
September	227	1,320	462.18	0	338	240	332.58	0
October	282	340	508.14	286.01	421	529	172.70	149.50
November	173	953	339.64	0	275	204	188.09	0
December	199	1,142	175.28	2,821.00(45 day and oil change and tune up)	275	152	0	149.50
January 2025	201	413	597.09	274.50 Carb Test- Pass and 45 day	369	303	319.70	543.62 (45 day and oil change)
February	265	1,399	597.00	0	373	153	195.50	0
March	228	1,149	501.41	\$276.38 + \$214.19 Replace Head Light Switch; 45 day inspection	328	159	501.41	\$652.29 + \$125.00 Head Lamp 45 Day Inspection
April	325	1,723	798.08	201.14 45-day Inspections	422	219	186.26	149.50 45-day Inspections
May	277	1,112	740.14	20.10 (DEF)	378	217	380.18	\$628.59 (tire repair)
June	0	0	0	\$189.69 45- day	0	0	0	\$149.50 45- day
July	0	0	\$3,206.90 45-day HVAC Complete Service Carb Test		0	0	0	\$174.50 45-day Recall inspec.-no leaks
Total	1,971	8,859	\$4,162.28	\$4,412.41	3,349	2,283	\$2,376.52	\$3,856.42
Per bus-175 days	11.26 21%	50.62	\$23.78	\$25.21	19.13 36%	13.04	\$13.58	\$22.03
85 and 86	# of children using school bus services		# miles driven in the YTD		\$ Fuel purchased in the YTD		\$ 45 day monitoring And repair cost	
Grand Total	5,320		11,142		\$6,538.80		\$8,094.83	
175 school days	30.4 (50%)		Travel 63.66 miles a day		\$37.36 in fuel a day.		\$46.26 in maintenance and repair	

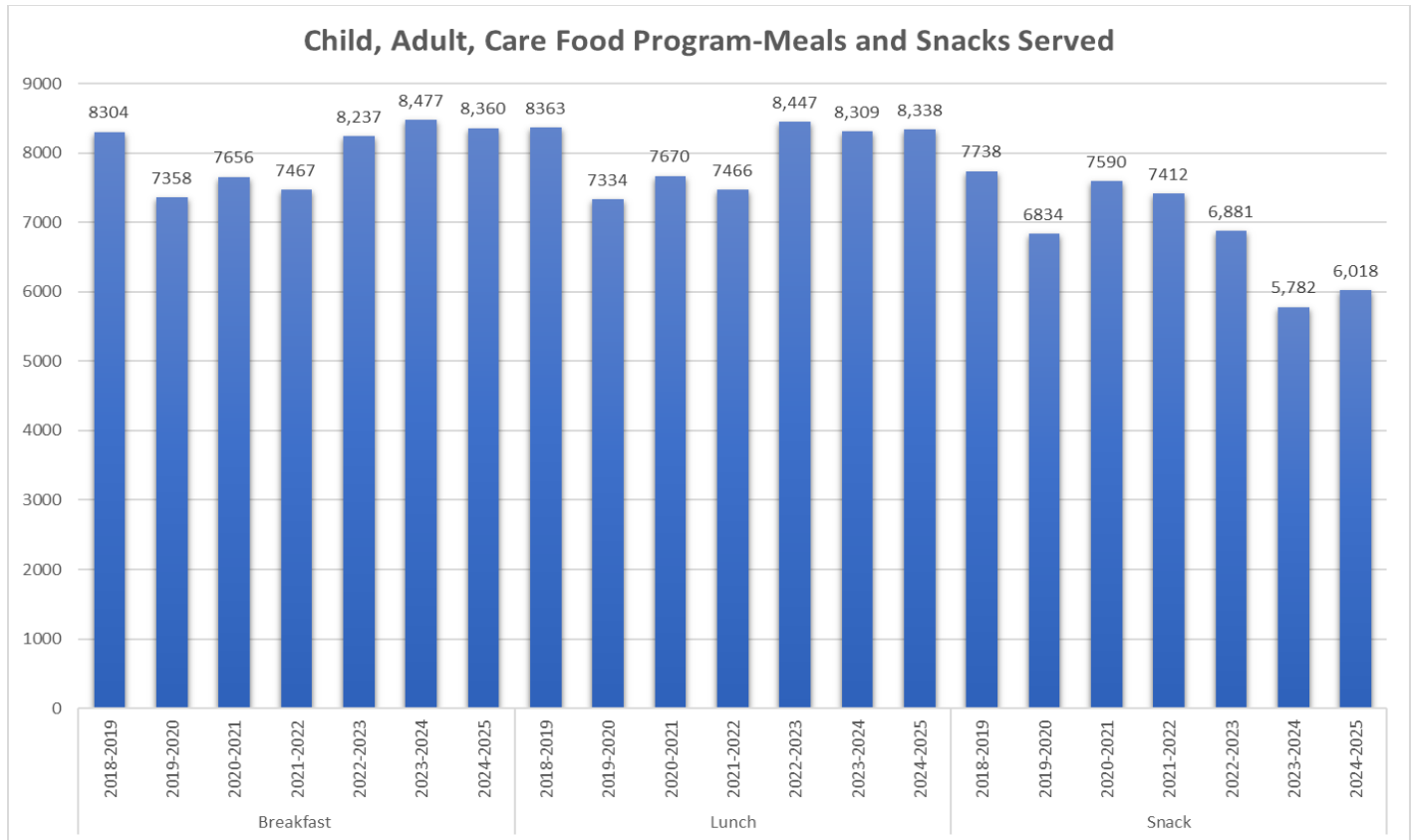
100% of enrolled children used transportation services for fieldtrips.

School Buses: 2 ~Certificated School Bus Drivers: 4 ~ Trained Bus Monitors: All Staff

Terminal Inspection Complete by CHP August 2024-2025. No findings.

<u>Data</u>	<u>Children utilizing transportation</u>	<u>Fuel Cost</u>	<u>Mileage</u>	<u>Repair and Maintenance Cost</u>
2024-2025 Based 175 school days	5,320 number of times children used transportation services	\$6,538.80	11,142	\$8,094.83 45-day inspections, repair taillights, oil changes, new tires, HVAC, Lights
Stats	31/60 = 52% used transportation services each day.	\$37.36 a day	Travel 64 miles per school day	The cost to maintain the buses is \$46.26 a day
2023-2024 Post COVID Based on Based 175 school days	6,025 number of times children used transportation services	\$7,951.33 In a year	13,700.40	\$4,020.81 45-day inspections, repair taillights, bus computer, wipers, breaks, heater
Stats	35/60=59% of children used transportation services each day	\$45.43 a day	Travel 79 miles per school day	The cost to maintain the buses is \$22.97 a day
2022-2023 Post COVID Based on 170 school days	5,952 number of times children used transportation services	\$9,345.15 In a year	15,033	\$4,441.47 45-day inspections, repair bus seat, bus hood, bus handle and HVAC sys.
Stats	36/60=60% children used transportation services each day	\$54.97 a day	Travel 89 miles per school day	The cost to maintain the buses is \$26.12 a day
2021-2022 COVID-19 Based on 175 school days	4,459 number of times children used transportation services	\$7,295.07 In a year	12,524	\$11,838.15 45-day inspections, bus computer repair, stop arm, brakes, new tires, steering gear, new belts, and visor repair
Stats	26/56=46% of children used transportation services each day	\$42.00 a day	Travel 72 miles per school day	The cost to maintain the buses is \$67.65 a day
2020-2021 COVID-19 Based on 162 school days	4,471 number of times children used transportation services	\$4,463.36 In a year	11,687	\$2,651.32 45-day inspections, bearings, batteries
Stats	28/52=54% of children used transportation services each day	\$27.55 a day	Travel 72 miles per school day	\$16.37 a day to maintain buses
2019-2020 COVID-19 Based 129 school days	6,131 number of times children used transportation services	\$5,729.06 In a Year	13,664	\$7,226.01 45-day inspections, batteries, oil changes, switches, horn
Stats	48/52=92% of children used transportation services each day	\$15.69 a day	Travel 106 miles per school day	\$56.02 a day to maintain buses
2018-2019 Based 175 school days	8,427 children used transportation services	\$7,264.82 In a Year	16,572	\$9,749.28 Due to Mandatory Child Safety Check Installation on 4 School Buses.
Stats	49/64=77% children used transportation services each day	\$19.90 a day	Travel 95 miles per school day	\$55.71 a day to maintain buses
2017-2018 Based 175 school days	7,439 number of times children used transportation services	\$6,232.00 In a Year	16,030	\$3,720 45-day inspections
Stats	43/64=68% of children used transportation services each day	\$17.07 a day	Travel 92 miles per school day	\$22.00 a day to maintain buses

Nutrition Service Stats



Nutrition Updates: New CACFP Grant 2024-2025.

Month	Breakfast	Lunch	Snack	Average meals and Snacks served	Reimbursement
October 2024	995	988	800	45	\$8,427.72
November 2024	667	651	499	44	\$5,548.50
December 2024	662	631	556	48	\$5,505.62
January 2025	876	882	700	47	\$7,474.71
February 2025	878	883	698	47	\$7,482.41
March 2025	749	756	604	51	\$6,406.93
April 2025	1,052	1,030	837	50	\$8,827.62
May 2025	1,024	979	107	49	\$8,386.80
June-July	closed	closed	closed	closed	closed
August 2025	511	517	415	52	\$4,537.90
September 2025	946	1021	802	52	\$8,770.57
<i>Last month of grant.</i>					
Total	8,360	8,338	6,018	48.5	\$71,368.78

Closed: Start New Grant October 1, 2025.

Who is required to post the Nondiscrimination Statement

Statement? <https://www.cacfp.org/2022/12/09/all-nutrition-assistance-programs-must-post-the-nondiscrimination-statement/>

Each State agency, local agency, or other sub-recipient serving the public must prominently display the USDA nondiscrimination poster, "And Justice for All," or an Food and Nutrition Services approved substitute, except in family child care homes. Your state agency or sponsor will provide this for you. If you would like to reference or post to your website, go to [And Justice for All Posters](#) and choose the "All Other FNS Nutrition Assistance Programs (AD-475A)."

Why it Matters:

It is important for child nutrition program operators to be inclusive of all participants in any child nutrition program. In the USDA Child and Adult Care Food Program, you must ensure that everyone at your child care center, family child care home or adult day care center has equal access to food without discrimination of race, color, national origin, sex (including gender identity), disability, age, or reprisal or retaliation for prior civil rights activity. This is in accordance with the federal civil rights law and U.S. Department of Agriculture civil rights regulations and policies.

Nondiscrimination Statement

In accordance with Federal civil rights law and U.S. Department of Agriculture (USDA) civil rights regulations and policies, the USDA, its Agencies, offices, and employees, and institutions participating in or administering USDA programs are prohibited from discriminating based on race, color, national origin, religion, sex, disability, age, marital status, family/parental status, income derived from a public assistance program, political beliefs, or reprisal or retaliation for prior civil rights activity, in any program or activity conducted or funded by USDA (not all bases apply to all programs). Remedies and complaint filing deadlines vary by program or incident.

Persons with disabilities who require alternative means of communication for program information (e.g., Braille, large print, audiotope, American Sign Language, etc.) should contact the State or local Agency that administers the program or contact USDA through the Telecommunications Relay Service at 711 (voice and TTY). Additionally, program information may be made available in languages other than English.

To file a program discrimination complaint, complete the USDA Program Discrimination Complaint Form, AD-3027, found online at [How to File a Program Discrimination Complaint](#) and at any USDA office or write a letter addressed to USDA and provide in the letter all of the information requested in the form. To request a copy of the complaint form, call (866) 632-9992. Submit your completed form or letter to USDA by: (1) mail: U.S. Department of Agriculture, Office of the Assistant Secretary for Civil Rights, 1400 Independence Avenue, SW, Mail Stop 9410, Washington, D.C. 20250-9410; (2) fax: (202) 690-7442; or (3) email: program.intake@usda.gov.

USDA is an equal opportunity provider, employer, and lender.

Father Engagement

Number of fathers/father figures who were engaged in the following activities during this program year:

<i>Program years</i>	2018-2019	2019-2020	2020-2021	2021-2022	2022-2023	2023-2024	2024-2025
<i>Family assessment</i>	17	n/a- Covid	11	5	5	26	7
<i>Family goal setting</i>	16	n/a- Covid	10	4	5	26	6
<i>Involvement in child's Head Start child development experiences (e.g., home visits, parent-teacher conferences, etc.)</i>	20	n/a- Covid	13	4	5	31	16
<i>Head Start program governance, such as participation in the Policy Council or policy committees</i>	5	n/a- Covid	2	1	2	9	0
<i>Parenting education workshops</i>	14	n/a- Covid	2	14	2	13	11

Parent Policy Council, Parent Committee, and Health and Nutrition Advisory and Curriculum Discussion Topics in 2024-2025: All agendas and minutes available at Head Start

Parent Committee-All BIHS Families

Topics: Recruiting Policy Council Members Parent Survey Outcomes Parent Engagement Family Cook Nights Talley Farm Boxes Swappportunity	Topics: Parent Committee Budget Review Fundraising for Picture Day, Seasonal Events, and the End of the Year Events Lana Iguana Likes to eat Fruits and Veggies Community Reading Calendar	Topics: Picture Day Graduation Onsite Children's School Readiness Gifts Pumpkin Pie Social Wish Tree and Winter Gathering
---	---	---

Health and Nutrition Advisory and Curriculum Topics

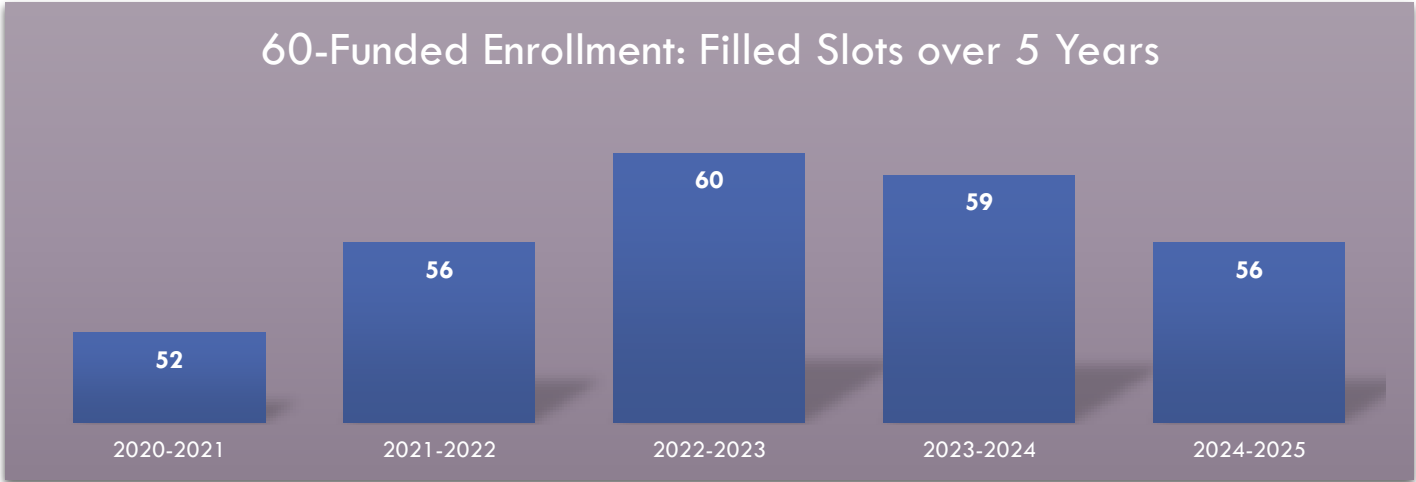
Topics: Health Carnival (plan and prep) Flu Shot Clinic Lead Screening Child immunization Updating Partnership Agreements: Inyo County Health, TIHP, and Inyo County SELPA Child Passenger Car Seats Mental Health First Aid Training Potty Training Policy	Topics: Illness trends dental fluoride varnish clinic Policy and Procedures: Covid-19, Smoke /Carbon Monoxide Alarms Thermometers Air Purifiers PPE-Masks (Adult and child) Fire Extinguishers First Aid Kits Masking Policy	Topics: Indian Health Service Plan of Action Indian Health Service Car Seat usage Self-Assessment Behavioral Health, Speech and Language, Physical and Occupational Therapy and Zumba Autism
--	--	--

Parent Policy and Bishop Tribal Council and Parent Committee Topics

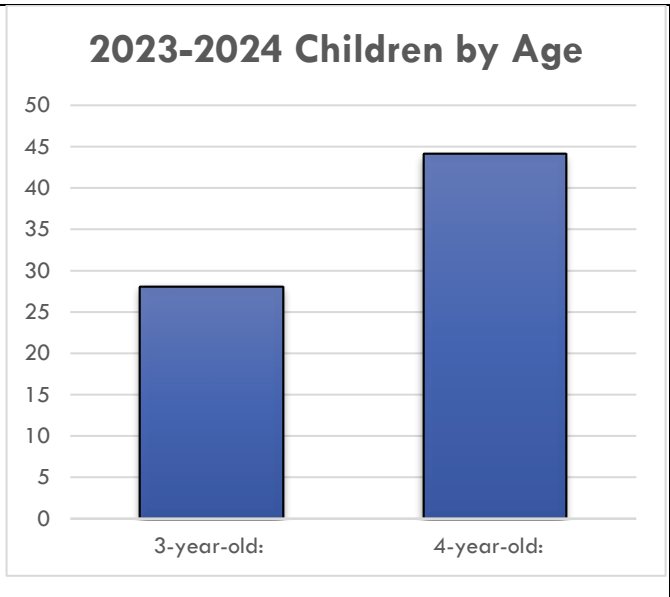
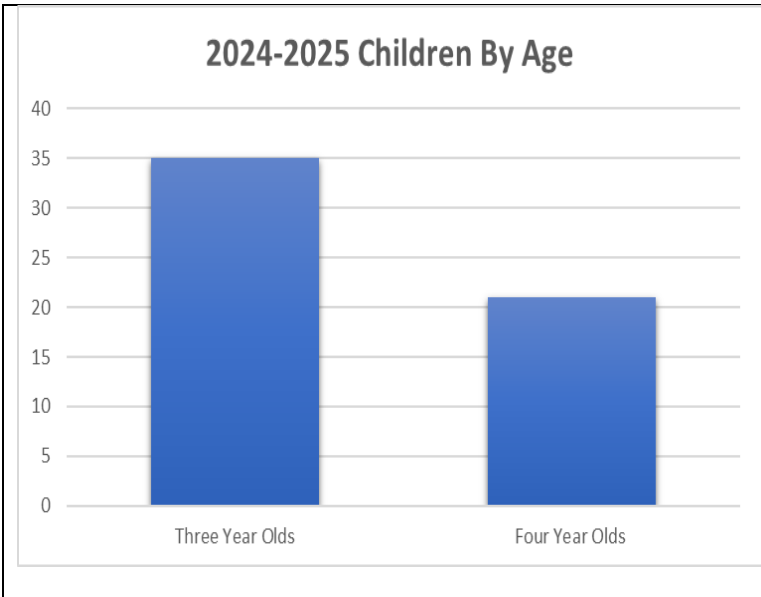
Topic: Director Reports ❖ HHS Secretary Communications	Topic: School Readiness Goals and Outcomes	Topic: Self-Assessment & Program Improvement 2024-2025 Head Start Grant Process
---	--	--

<ul style="list-style-type: none"> ❖ Financial Statements ❖ Enrollment ❖ Meal Counts ❖ Transportation Stats ❖ Community Partners ❖ In-kind ❖ Family and Community Engagement Events/Projects ❖ Indian Health Service and other Facility Safety Visits/Plan of Actions Facility Upgrades: <ul style="list-style-type: none"> ❖ Replacement of damaged shade cover New/Updated program plans/revisions to Operational Policies and Procedures: <ul style="list-style-type: none"> ❖ ERSEA ❖ Program Governance 	<ul style="list-style-type: none"> ❖ Desired Results Developmental Profile (Data) Parent Surveys and Outcomes <ul style="list-style-type: none"> ❖ Parent Education Needs ❖ Family Needs Assessment ❖ Parent Volunteer Interests ❖ Parent Survey Results related to BIHS Services-Goals ❖ Head Start Federal Review (F2) and plan to correct. ❖ CLASS 	<ul style="list-style-type: none"> ❖ Five Year Strategic Plan ❖ Grant budget ❖ Training and TA ❖ Selection Criteria updates using Community Assessment updates. ❖ COLA ❖ Program Improvement Needs ❖ ICSOS Sub-Contract Program Information Reports Certification and Leadership Program Governance Screener Shared Governance Resolution of Disputes Protocol Annual Report <ul style="list-style-type: none"> ❖ California Highway Patrol Fleet Reports ❖ Indian Health Service Safety Survey Reports and Plan of Actions
---	--	---

Office of Head Start funds 60 enrollment opportunity slots for Bishop Indian Head Start. Prior to COVID-19, BIHS maintained full enrollment.



CHILDREN AND FAMILIES SERVED				
Center Based	Children Served at end of school year	Children Served during school year	Funded Enrollment	%Of enrollment at end of year.
2024-2025	56	63	60	93.33%
2023-2024	59	72	60	98.33%
2022-2023	60	60	60	100%



Screenshot from the 2024-2025 PIR

Instruction and Definitions - [hide](#)

The Office of Head Start follows the U.S. Census Bureau in terms of data collection on race and ethnicity. Each family should choose how to report their own ethnicity and race to the program for enrolled children.

Each enrollee will be included in both an ethnicity category and a race category. For example, a family that self-identifies their child as Black and Cuban will be counted in the "Black or African American AND Hispanic or Latino origin." Box A.25.c-1 below. A family that self-identifies their child as Chinese and not Hispanic will be counted in the "Asian AND Non-Hispanic Non-Latino origin," Box A.25.b-2 below.

Ethnicity

Hispanic or Latino origin - A person of Cuban, Mexican, Puerto Rican, South or Central American, or other Spanish culture or origin, regardless of their race.

Race

American Indian or Alaska Native - A person having origins in any of the original peoples of North and South America or Central America, and who maintains tribal affiliation or community attachment.

Asian - A person having origins in any of the original peoples of the Far East, Southeast Asia, or the Indian subcontinent including, for example, Cambodia, China, India, Japan, Korea, Malaysia, Pakistan, the Philippine Islands, Thailand, and Vietnam.

Black or African American - A person having origins in any of the Black racial groups of Africa.

Native Hawaiian or other Pacific Islander - A person having origins in any of the original peoples of Hawaii, Guam, Samoa, or other Pacific Islands.

White - A person having origins in any of the original peoples of Europe, the Middle East, or North Africa.

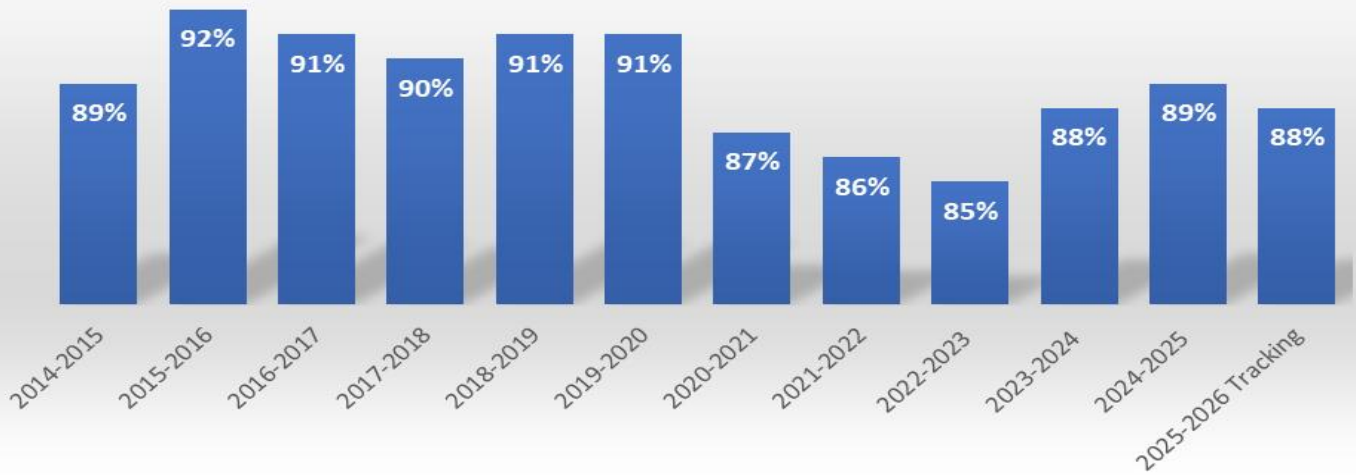
Bi-Racial/Multi-Racial - A person of two or more races.

Other - A person reporting a race other than those listed.

Unspecified - A person whose ethnicity or race is unknown or whose parents declined to identify their ethnicity or race.

Cumulative Enrollment - Ethnicity and Race		
	# of children	
	(1) Hispanic or Latino origin	(2) Non-Hispanic or Non-Latino origin
A.25 Race and Ethnicity		
a. American Indian or Alaska Native	0	53
b. Asian	0	0
c. Black or African American	0	0
d. Native Hawaiian or other Pacific Islander	0	0
e. White	0	1
f. Biracial/Multi-racial	0	1
g. Other	0	8
1. Explain:		
<div style="border: 1px solid black; padding: 2px;">Mexican American</div>		

BIHS Average Yearly Attendance over 12 Years



MEDICAL AND DENTAL SERVICES 2024-2025 (PIR DATA)

HEALTH SERVICES

**BIHS children with
Health Insurance-100%**

**Immunizations
Up to Date
100%**

**Well Physicals
Up to Date
100%**

**Dental Exams
Up to Date
100%**

**100% of all children
enrolled at BIHS
completed required
screenings within 45 days.**

Of these, 32% of the children
were identified as needing
follow-up assessments or
formal evaluation to determine
if the child has a disability.

Number of all children diagnosed by a health care professional with the following chronic condition, regardless of when the condition was first diagnosed:

Chronic Condition (s)	# of Children 2018-2019	# of Children 2019-2020	# of Children 2020-2021	# of Children 2021-2022	# of Children 2022-2023	# of Children 2023-2024	# of Children 2024-2025
Autism spectrum disorder (ASD)	n/a	1	1	4	1	2	3
Attention deficit hyperactivity disorder (ADHD)	0	0	0	0	0	0	0
Anemia	0	1	0	0	0	0	0
Asthma	2	4	6	3	3	3	0
Seizures	1	2	1	1	0	2	0
Life-threatening allergies (e.g. food allergies, bee stings, and medication allergies that may result in system anaphylaxis)	4	4	3	1	1	1	0
Hearing Difficulties	1	2	0	0	0	0	00
Vision Problems	0	1	1	1	0	1	
Blood lead level test elevated lead levels >g/dL	0	0	0	0	0	0	0
Diabetes	0	0	0	0	0	0	0
Cleft Palate	1	1	0	0	0	0	0
Blood Disorder	1	1	0	0	0	0	0
Intestinal Disorder	1	1	0	0	0	0	0
Chronic Kidney Disease	1	1	0	0	0	0	0
Child Heart Disease	1	1	1	0	0	0	0
Serious Brain Injury	0	0	0	0	1	1	0

Specialized Services provided by our Community Partners

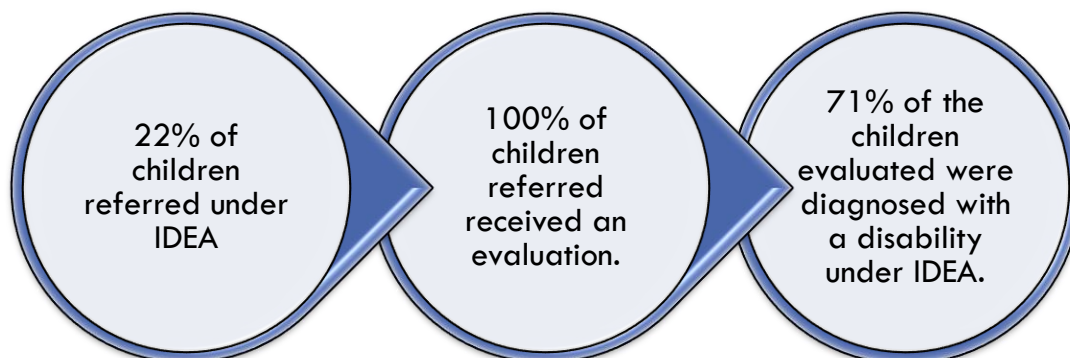
In 2024-2025, we continued our partnership with SELPA to provide speech and language, behavior therapy, occupational and physical therapy and classroom integration services.

Mental Health Services

In 2024-2025, BIHS Teachers collaborated with Inyo County Superintendent of Schools; Inyo County Behavioral Health and Toyiabe Indian Health Project, Behavioral Health to ensure parents/guardians and teachers receive the resources they need to support their student’s success in higher education. BIHS met our goal in 2024-2025, which is for the Teaching Team to earn a certificate in Behavior Therapy. In addition, we should encourage mental health consultants to support our families and teachers with challenging behaviors in the classroom and at home.

BIHS Disabilities Services:2024-2025

Individuals with Disabilities Education Act (IDEA) during the program year



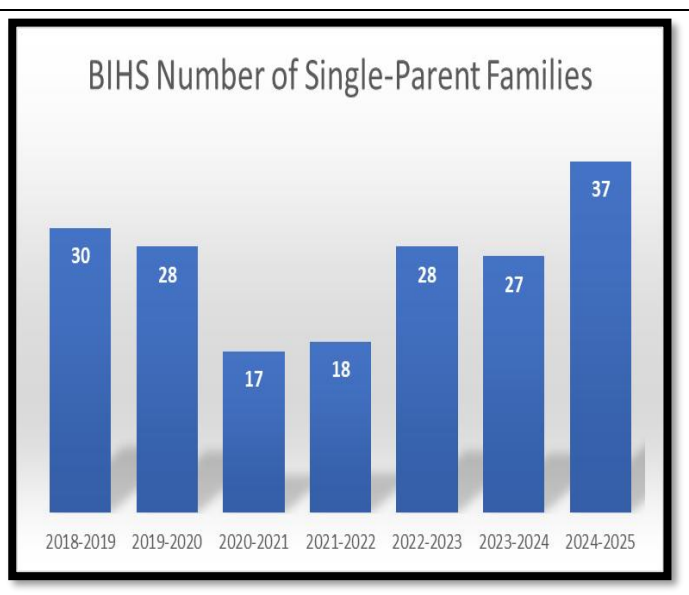
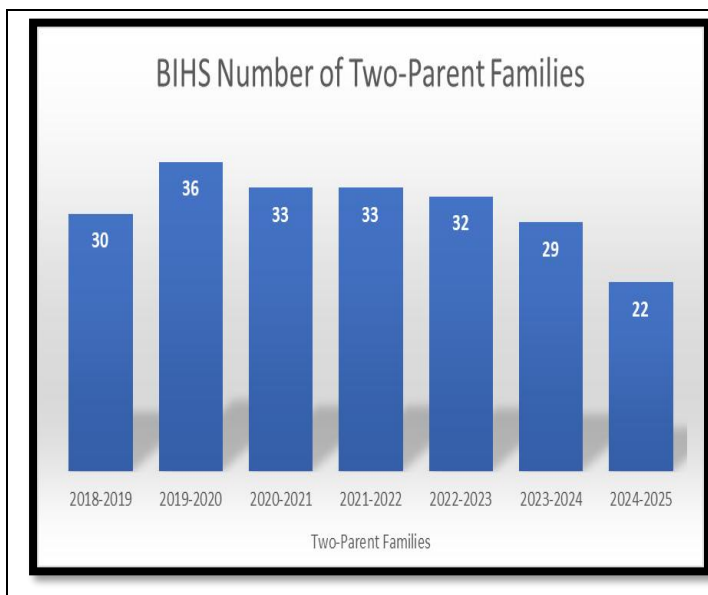
Diagnosed primary disability: Speech or language impairment:

Preschool Primary Disabilities	2012-2016	2017	2018	2019	2020	2021	2022	2023	2024-2025
Health impairment (i.e. meeting IDEA definition of "other health impairment")			1-2%	2-3%					
Emotional Disturbance									
Speech or language Impairments	On average 14% or 41 children were identified as needing services.	(12)20%	(17)28%	(15)23%	(11)21%	(9)16%	(7)12%	(6) 8%	(7)12%
Intellectual disabilities									
Hearing Impairments, including deafness			(1)2%						
Orthopedic Impairment									
Visual Impairment, including blindness									
Specific learning disability									
Autism	(1)2%				(1)2%	(3)5%	(1)2%	(3) 4%	(3) 4%
Traumatic brain injury							(1)2%	(1)2%	
Non-categorical/developmental delay									
Multiple disabilities, deaf-blind									
Deaf-blind									

Body Mass Index (BMI)-Children

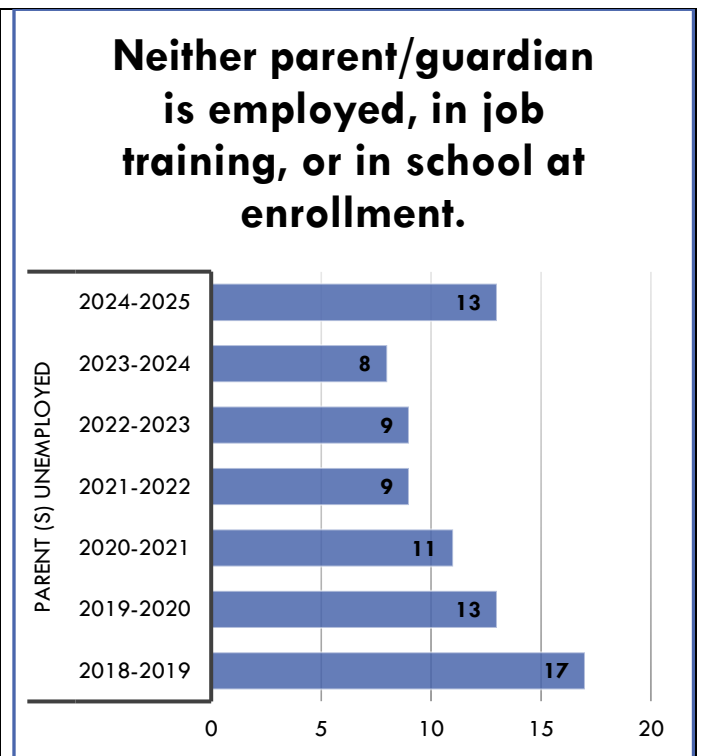
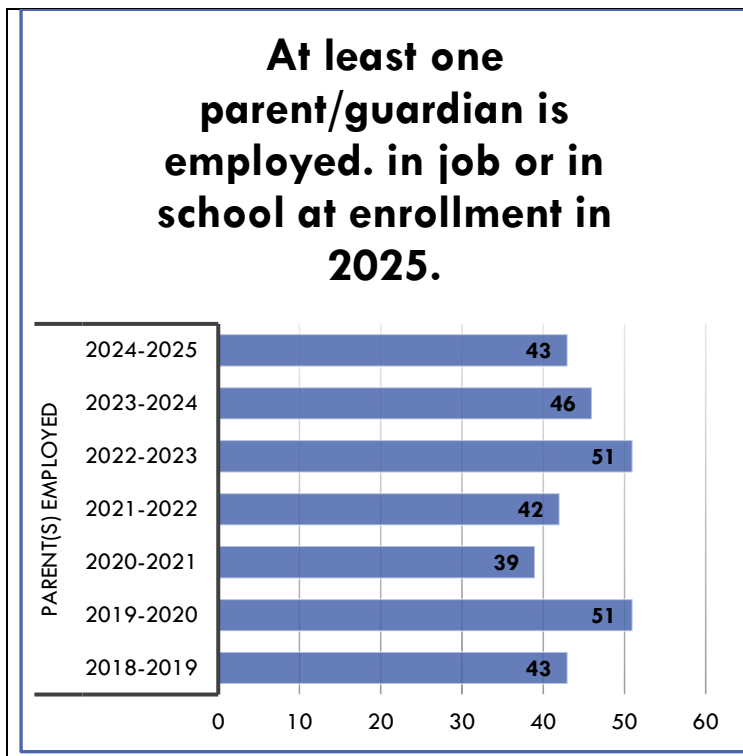
Number of children in the following weight categories per the 2000 CDC BMI –for-age growth charts	2013	2014	2015	2016	2017	2018	2019	2020	2021	2022	2023	2024	2025
Underweight (BMI less than 5 th percentile for the child’s age and sex)	0	0	5%	3%	3%	2%	5%	3%	3%	4%	3%	4%	3%
Healthy weight (at or above 5 th percentile and below 85 th percentile of the child’s age and sex)	95%	96%	85%	73%	90%	53%	63%	80%	75%	80%	72%	61%	80%
Overweight (BMI at or above 85 th percentile and below 95 th percentile of the child’s age and sex)	2%	2%	5%	5%	2%	13%	20%	11%	6%	9%	15%	17%	15%
Obese (BMI at or above 95 th percentile of the child’s age and sex)	3%	2%	5%	18%	5%	32%	12%	6%	15%	7%	10%	18%	6%

FAMILY AND COMMUNITY PARTNERSHIPS



Of the total number of families throughout the program year, the number in which the parent/guardian figures are best described as:	Parent(s) (e.g. biological, adoptive, step parents)	Mother only (e.g. biological, adoptive, step mother)	Father only (e.g. biological, adoptive, step father)	Grandparents	Foster
2019-2020	94%	71%	18%	10%	7%
2020-2021	96%	24%	1%	4%	0%
2021-2022	84%	29%	4%	5%	2%
2022-2023	92%	25%	9%	2%	6%
2023-2024	72%	39%	1%	3%	3%
2024-2025	95%	16%	0%	3%	0%

Parent Education						
Program Years	advanced degree or baccalaureate degree	associate degree, vocational school, or some college	high school graduated or earned a GED	less than a high school education	# of families enrolled in job training	# of families in school earning a GED or higher degree
2024-2025	5%	33%	52%	10%	0%	0%
2023-2024	8%	32%	28%	17%	4%	4%
2022-2023	10%	45%	32%	13%	12%	10%
2021-2022	9%	43%	36%	4%	3%	8%
2020-2021	11%	36%	33%	15%	35%	3%
2019-2020	14%	45%	27%	14%	73%	71%



Of the number of families, the number in which:	2019	2020	2021	2022	2023	2024
At least one parent/guardian is a member of the United States military on active duty	0	0	0	0	0	0
At least one parent/guardian is a veteran of the United States military	3-5%	2-4%	2-4%	1-2%	2-4%	1-2%

Federal or other assistance	# of families at end of enrollment year						
	2018-2019	2019-2020	2020-2021	2021-2022	2022-2023	2023-2024	2024-2025
Total number of families receiving any cash benefits or other services under Federal Temporary Assistance for Needy Families (TANF) Program	20-33%	14-22%	10-19%	11-20%	8-13%	17-29%	8-13%
Total number of families receiving Supplemental Security Income (SSI)	8-13%	3-5%	5-10%	1-2%	1-2%	2-3%	1-2%
Total number of children receiving services under the Special Supplemental Nutrition Program for Women, Infants, and Children (WIC)	44-73%	32-50%	24-46%	24-52%	34-57%	29-49%	22-37%
Total number of children receiving services under the Supplemental Nutrition Assistance Program (SNAP) formerly referred to as Food Stamps	20-33%	8-13%	7-13%	8-14%	13-22%	23-39%	9-15%

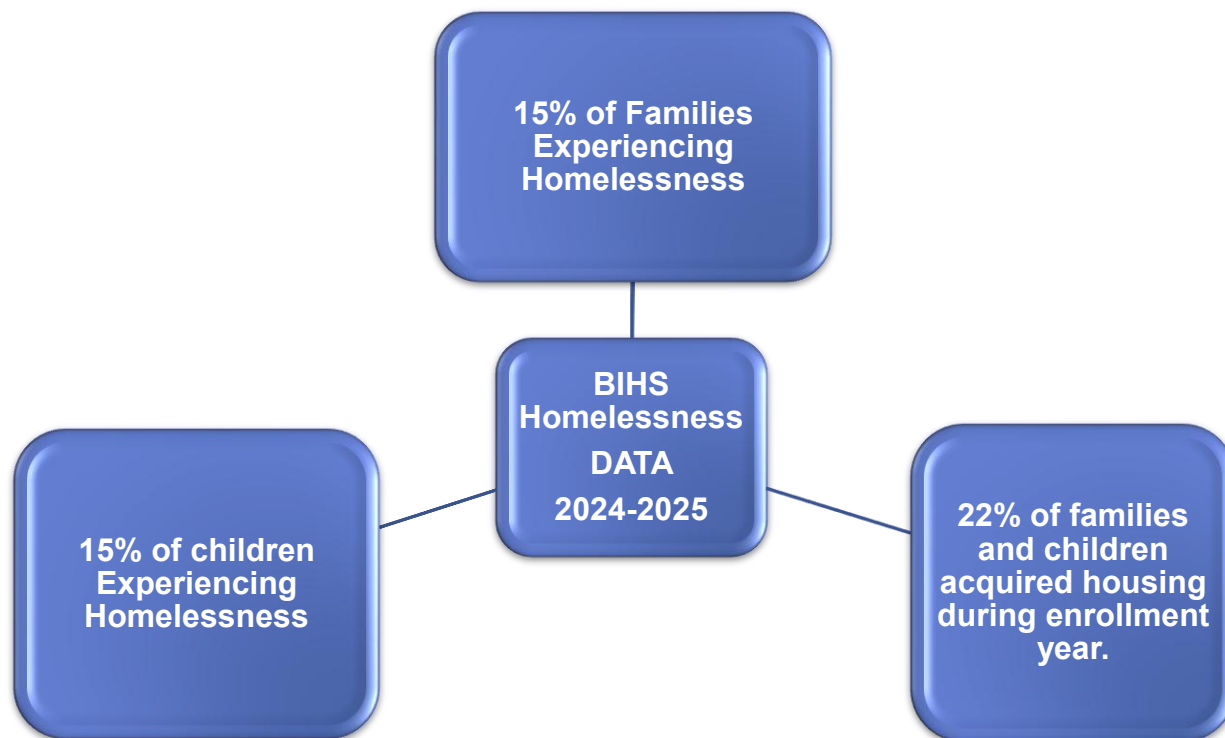
Family services

Head Start programs provide program services that relate to family engagement outcomes as described in [the Head Start Parent, Family, and Community Engagement \(PFCE\) Framework](#), including family well-being, parent-child relationships, families as lifelong educators, families as learners, family engagement in transitions, family connections to peers and the local community, and families as advocates and leaders. This PIR question collects information on families receiving a selection of many possible family services to promote progress toward child and family outcomes.

Report the number of families that received the following program services. Families may be counted in more than one category. Only include families that received services directly through the program or through program referrals. Please count only those families that actually received the services, not those that were referred and either did not go or were not yet able to receive the services.

Families who attend educational presentations including those provided through electronic means (e.g., online training modules) may be counted as receiving a service. Informational brochures and pamphlets distributed to all families are not counted in the PIR.

Family services	
	# of families
C.44 The number of families that received the following program service to promote family outcomes:	
a. Emergency/crisis intervention (e.g., meeting immediate needs for food, clothing, or shelter)	59
b. Housing assistance (e.g., subsidies, utilities, repairs)	2
c. Asset building services (e.g., financial education, debt counseling)	10
d. Mental health services	5
e. Substance misuse prevention	12
f. Substance misuse treatment	3
g. English as a Second Language (ESL) training	1
h. Assistance in enrolling into an education or job training program	2
i. Research-based parenting curriculum	13
j. Involvement in discussing their child's screening and assessment results and their child's progress	59
k. Supporting transitions between programs (i.e., EHS to HS, HS to kindergarten)	59
l. Education on preventive medical and oral health	59
m. Education on health and developmental consequences of tobacco product use	59
n. Education on nutrition	59
o. Education on postpartum care (e.g., breastfeeding support)	3
p. Education on relationship/marriage	1
q. Assistance to families of incarcerated individuals	4
C.45 Of these, the number of families who were counted in at least one of the services listed above	59



Foster care and child welfare

Topic	2018-2019	2019-2020	2020-2021	2021-2022	2022-2023	2023-2024	2024-2025
The total number of enrolled children who were in foster care at any point during the program year	5% (3)	13% (8)	4% (2).	11% (6)	5% (3)	5% (3)	7% (6)
The total number of enrolled children who are referred to BIHS by a child welfare agency	5% (3)	(0)	2% (1)	(0)	2% (1)	5% (3)	2% (1)

BIHS Child, Parent, and Community Needs and Strengths Data

2024-2025 Parent Survey Data 68% Return Rate (12% increase over 2023-2024 Return Rate). The DRDP Parent Survey provides parent/guardian feedback regarding the childcare and development program of BIHS. The California Department of Education is very interested in how BIHS helps families to support their child's learning, development and meets their family's needs. Responses are completely confidential and will help us to improve the services provided to families. Data from this Parent Survey will be used for program planning and program improvements utilizing State Preschool, Head Start, Edison, and Tribal funding resources.

2024-2025 Parent Surveys

- ❖ **2024-2025: 100% of our families indicated they felt their child is safe in this program.**
- ❖ **2024-2025: 100% indicated their child was happy in this program.**
- ❖ **2024-2025: Parent were asked "*How satisfied are you with these characteristics of your child's program?*"**

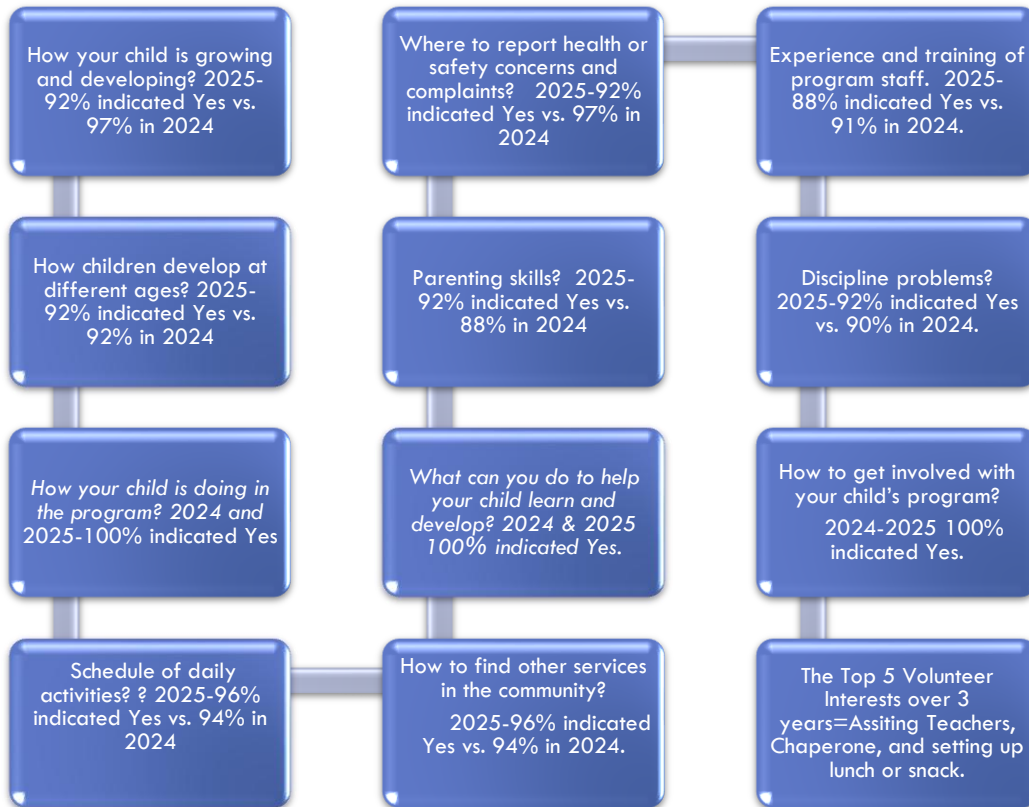
As related to our broad goal:

- ✓ **Meeting the individual needs of their children:** 79% very satisfied and 21% satisfied. 9% decrease in very satisfied over the year before.
- ✓ **Interactions between staff and children:** 79% were very satisfied and 21% satisfied. 6% decrease in very satisfied over last year.
- ✓ **Interactions between other parents:** 67% very satisfied and 25% satisfied and 8% not satisfied. 17% increase in very satisfied over last year. ***BIHS focus is to improve parent participation in meetings and planning family engagement events.***
- ✓ **Parent Involvement:** 79% very satisfied and 21% satisfied. 18% increase in very satisfying from last year. ***BIHS focus is to improve parent participation in meetings and planning family engagement events.***
- ✓ **Equipment and Materials:** 79% were very satisfied, 21% satisfied and 4% not satisfied. 6% increase in very satisfied over last year. ***BIHS will change the survey per Policy Council suggestion to gather more details from parents regarding why they were not satisfied with equipment and materials.***
- ✓ **Culture Activities:** 67% very satisfied and 21% satisfied and 4% not satisfied. 12% decrease from last year. ***BIHS will change the survey per Policy Council suggestion to gather more details from parents regarding why they were not satisfied with equipment and materials.***
- ✓ **Daily Activities:** 75% very satisfied and 25% satisfied. 6% decrease in very satisfied from last year.
- ✓ **Environment:** 79% were very satisfied and 21% satisfied. 6% decrease in very satisfied from last year.
- ✓ **Nutrition:** 75% very satisfied, 25% satisfied. 10% decrease in very satisfied from last year.
- ✓ **Health and Safety Procedures:** 83% very satisfied and 17% satisfied. 1% decrease in very satisfied from last year.
- ✓ **How the program supports your child's learning and development:** 75% are very satisfied; and 25% satisfied. 13% decrease in very satisfying from last year.

➤ **Parent Survey: Has your child's enrollment in this program made it easier for you to:**

	2022	2023	2024	2025
Sections	Yes	Yes	Yes	Yes
Accept a job?	44%	12%	66%	52%
Keep a job?	53%	68%	81%	58%
Accept a better job?	31%	34%	57%	48%
Attend educational or training program?	38%	42%	57%	61%

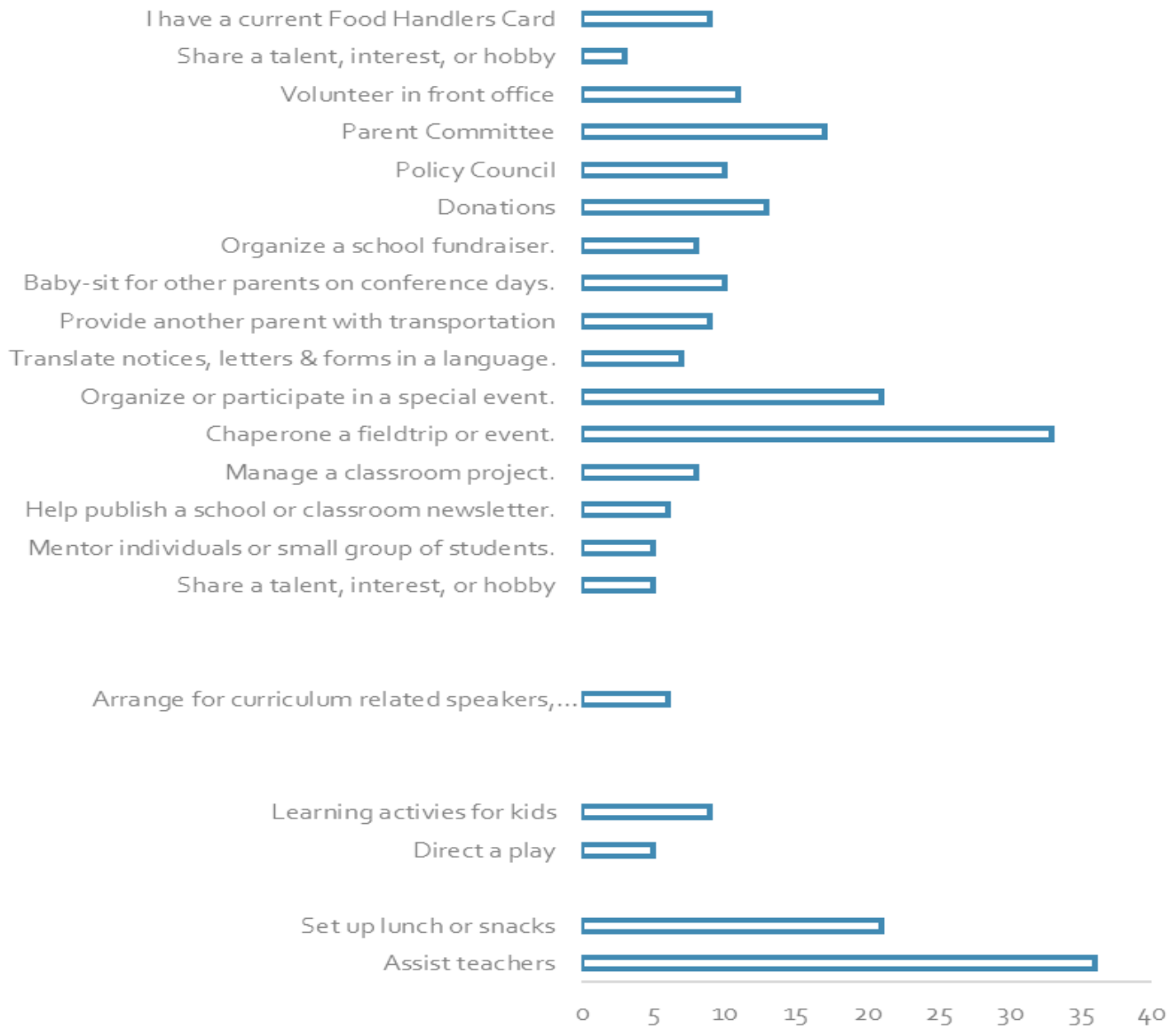
➤ **Did you receive information from the program about the following:**



How satisfied are you with these characteristics of your child's program?	2022			2023			2024			2025		
	% Very Satisfied	% Satisfied	% Not Satisfied	% Very Satisfied	% Satisfied	% Not Satisfied	% Very Satisfied	% Satisfied	% Not Satisfied	% Very Satisfied	% Satisfied	% Not Satisfied
Section A – Hours of operation	73%	24%	3%	75%	22%	3%	79%	21%	0%	69%	28%	3%
Section B – Location of program	79%	18%	3%	84%	16%	0%	94%	6%	0%	83%	17%	0%
Section C – Number of adults working with children	84%	16%	0%	78%	19%	3%	82%	15%	3%	80%	20%	0%
Section D – Background and experience of staff	78%	22%	0%	69%	26%	6%	79%	21%	0%	75%	25%	0%
Section E – Languages spoken by staff	81%	16%	3%	82%	18%	0%	81%	19%	0%	76%	24%	0%
Section F – How program staff communicate with you	86%	14%	0%	80%	17%	3%	82%	18%	0%	86%	14%	0%
Section G – Meeting the individual needs of your child	83%	17%	0%	82%	18%	0%	84%	16%	0%	83%	17%	0%
Section H – Interaction between staff and children	82%	16%	3%	82%	18%	0%	85%	15%	0%	81%	19%	0%
Section I – Interaction with other parents	72%	28%	0%	74%	26%	0%	50%	50%	0%	75%	19%	6%
Section J – Parent involvement	64%	36%	0%	63%	38%	0%	61%	39%	0%	78%	22%	0%
Section K – Equipment and materials	86%	14%	0%	87%	13%	0%	73%	24%	3%	81%	17%	3%
Section L – Cultural activities	86%	14%	0%	87%	13%	0%	79%	18%	3%	75%	22%	3%
Section M – Daily activities	95%	5%	0%	79%	21%	0%	81%	19%	0%	83%	17%	0%
Section N – Environment	95%	5%	0%	82%	18%	0%	85%	15%	0%	86%	14%	0%
Section O – Nutrition	92%	5%	3%	67%	33%	0%	85%	15%	0%	81%	19%	0%
Section P – Health and safety policies and procedures	84%	14%	3%	84%	16%	0%	84%	16%	0%	83%	17%	0%
Section Q – How the program promotes your child's learning and development	86%	14%	0%	84%	16%	0%	88%	12%	0%	81%	19%	0%



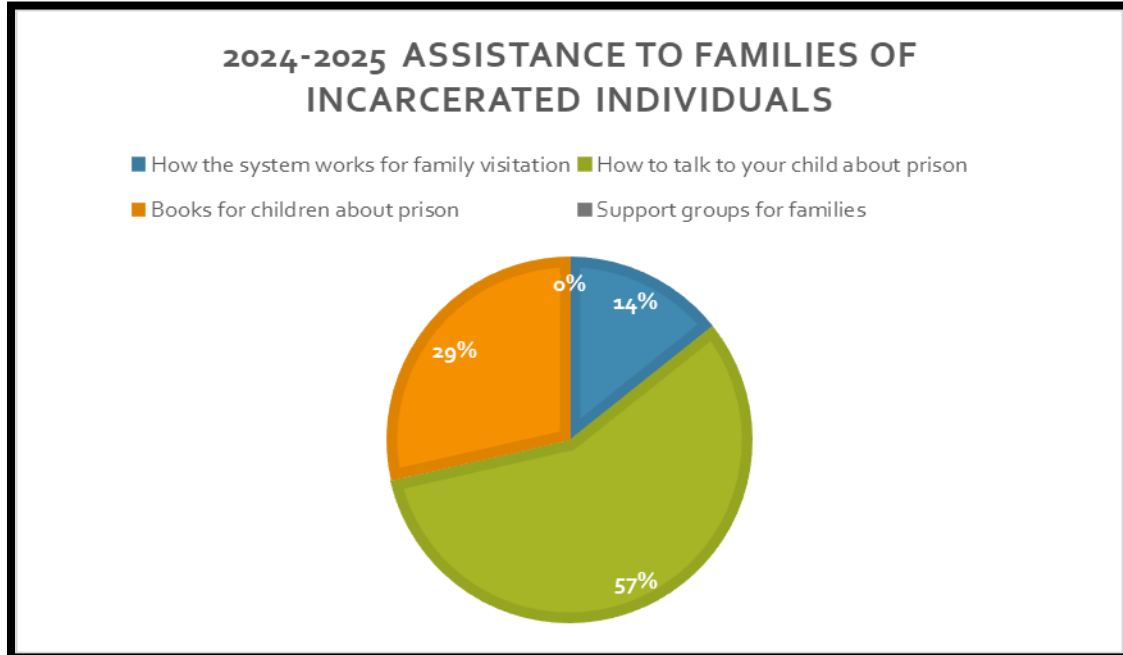
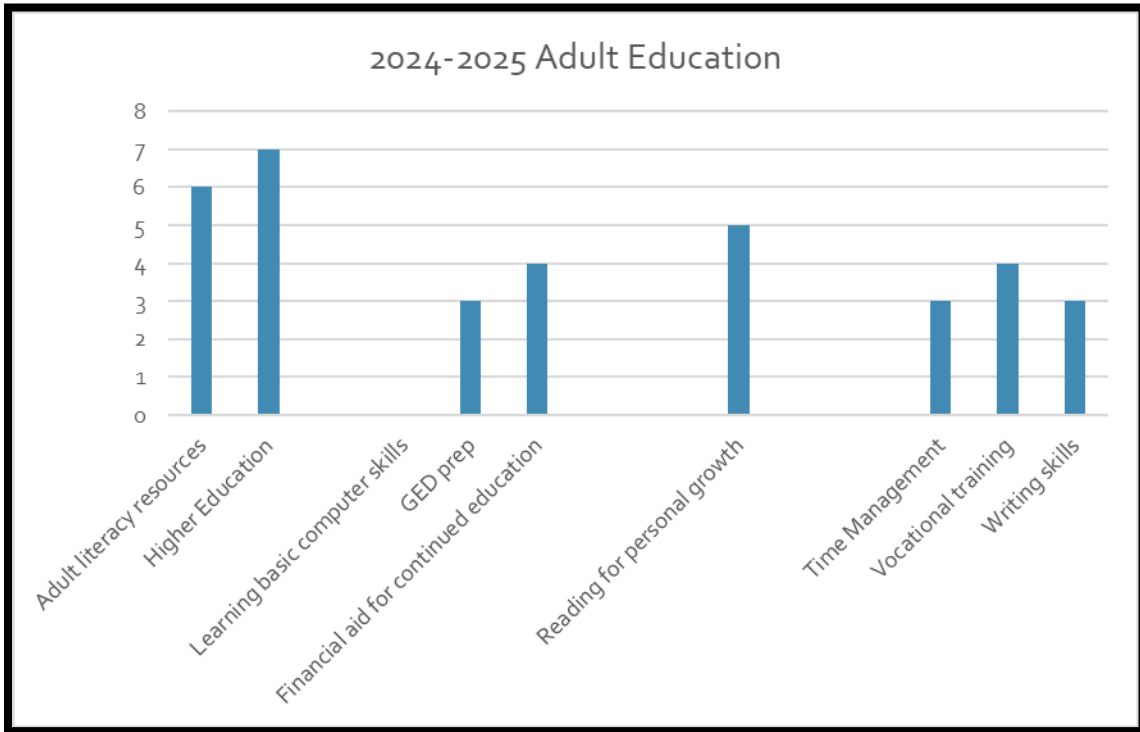
2024-2025 Parent Volunteer Interests



Top 5 Parent Volunteer Interest in 2023-2024

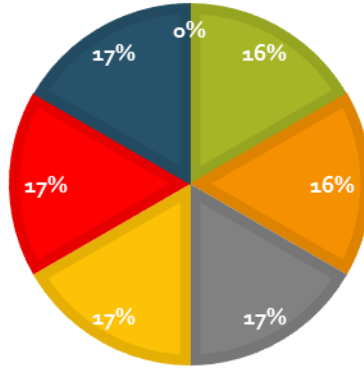
- Assist Teachers**
- Chaperone a field trip**
- Set Up Lunch and Snacks**
- Organize or participate in a special event**
- Arrange for a curriculum related speakers/demonstration**

2024-2025 Parent Education Interests



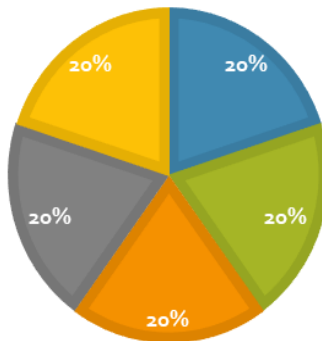
2024-2025 CHILD ABUSE AND NEGLECT SERVICES

- Victim's assistance
- Child abuse prevention
- Sexual abuse prevention
- Child support assistance
- Children and sexuality
- Definitions of neglect and abuse
- What to do if you suspect abuse

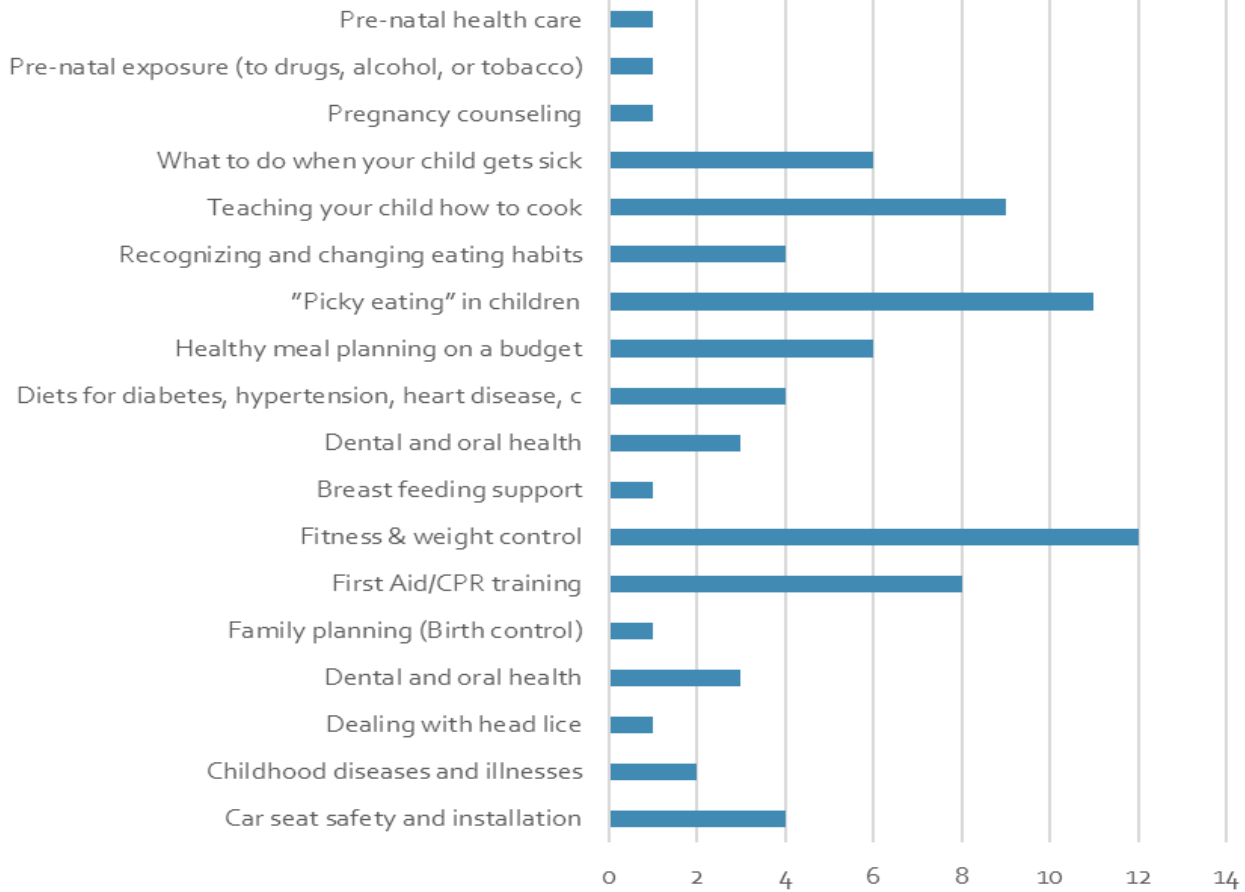


2024-2025 DOMESTIC VIOLENCE SERVICES

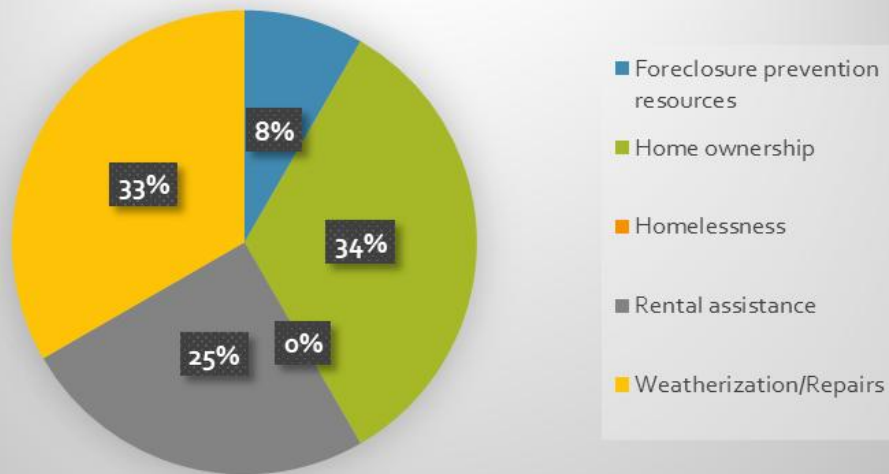
- Definitions of domestic violence
- How to support others in domestic violence situations
- Legal assistance
- Local agencies
- Rape, sexual assault prevention



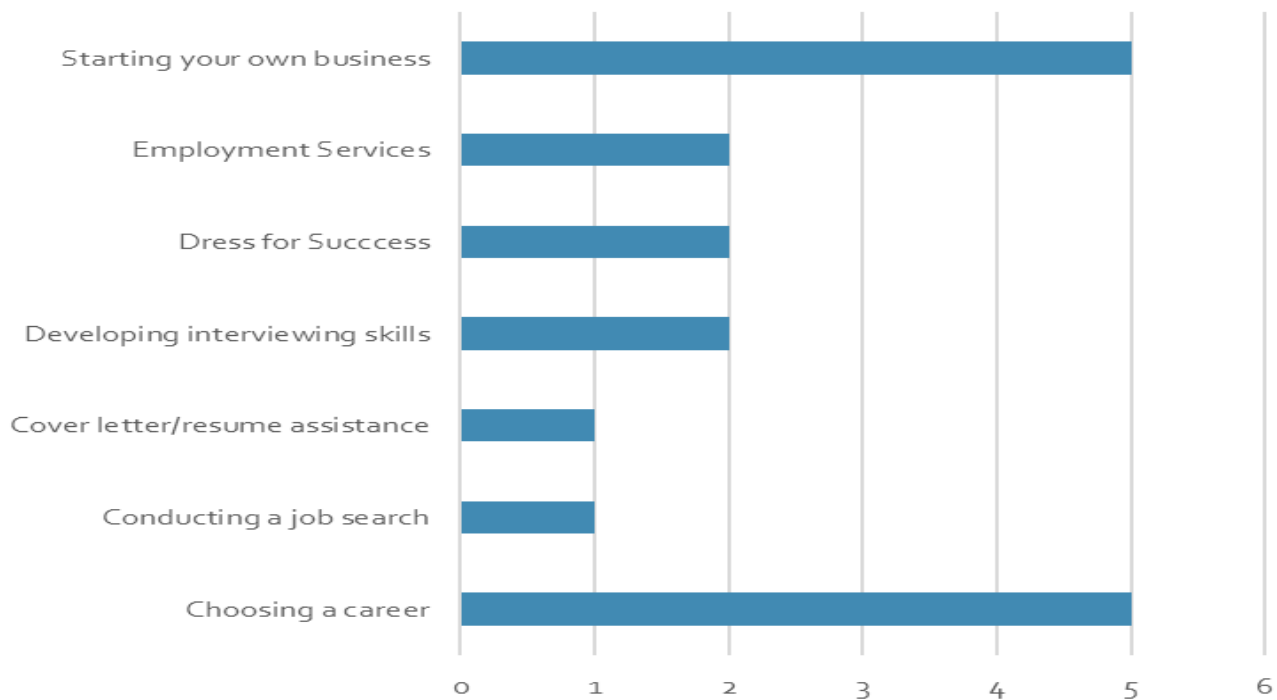
2024-2025 Health Education



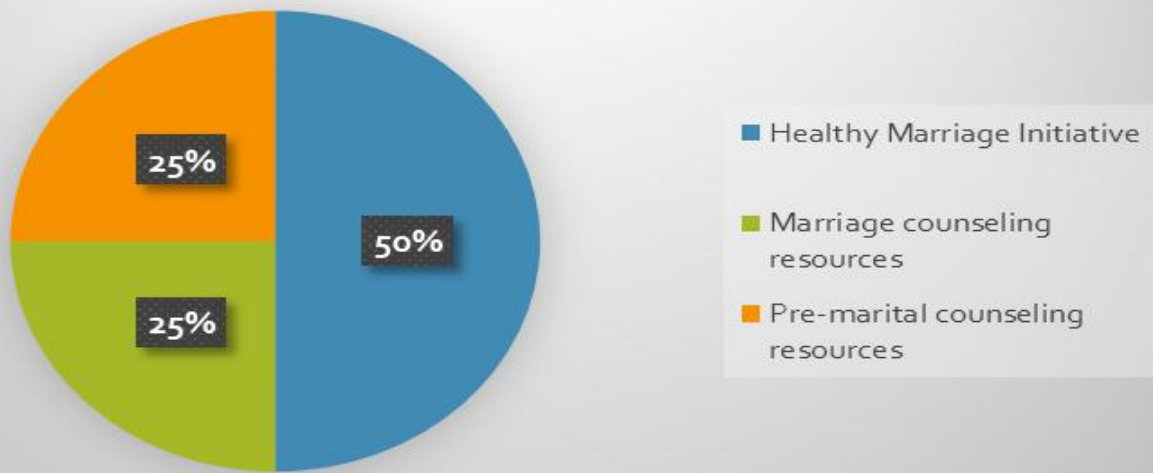
2024-2025 Housing Assistance



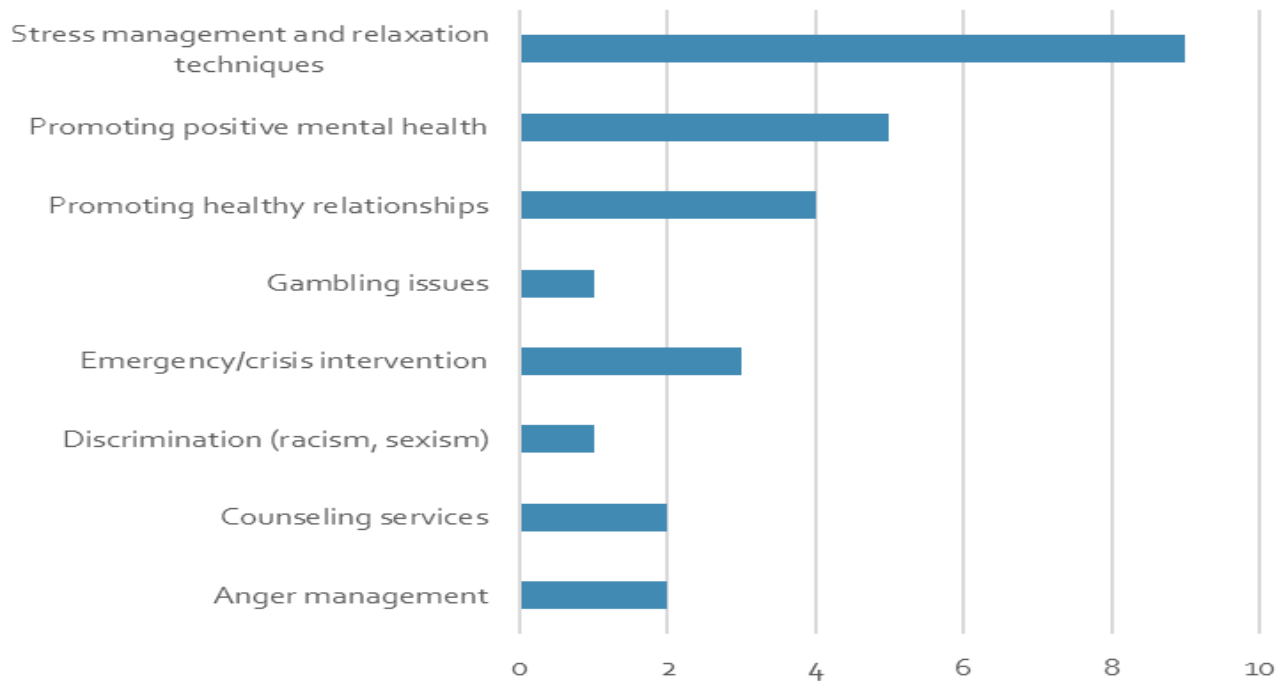
2024-2025 Job Training/Employment



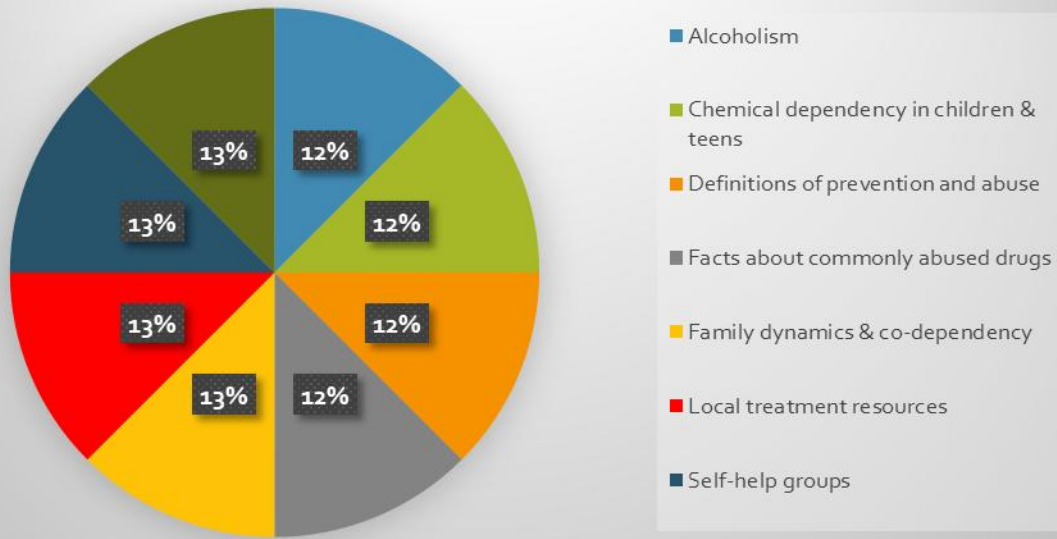
2024-2025 Relationship /Marriage Education Services



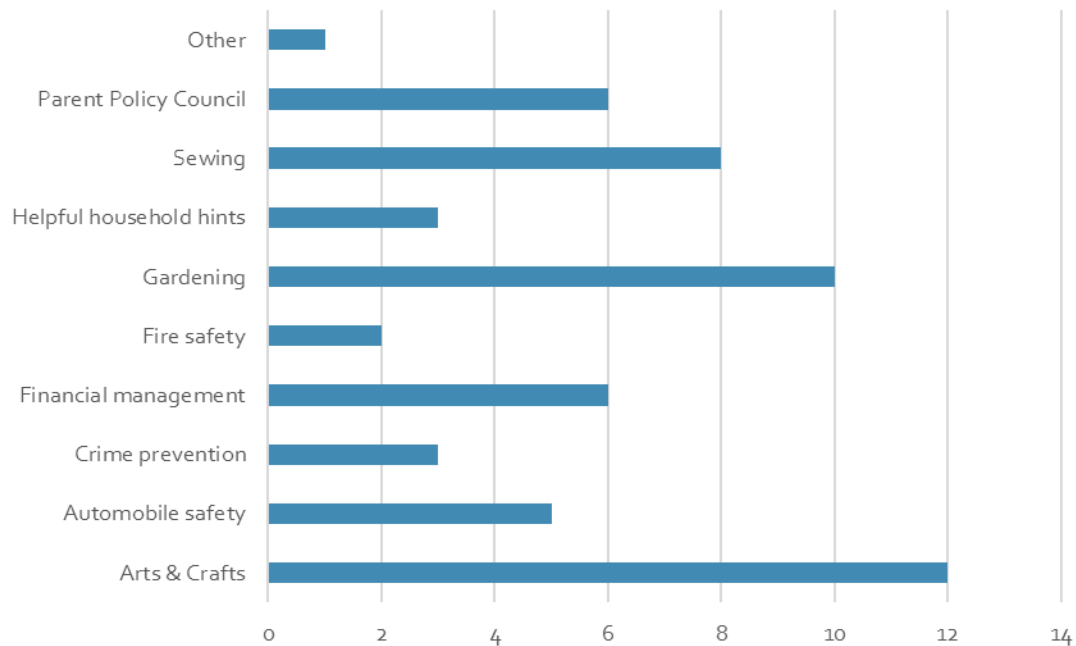
2024-2025 Mental Health Services



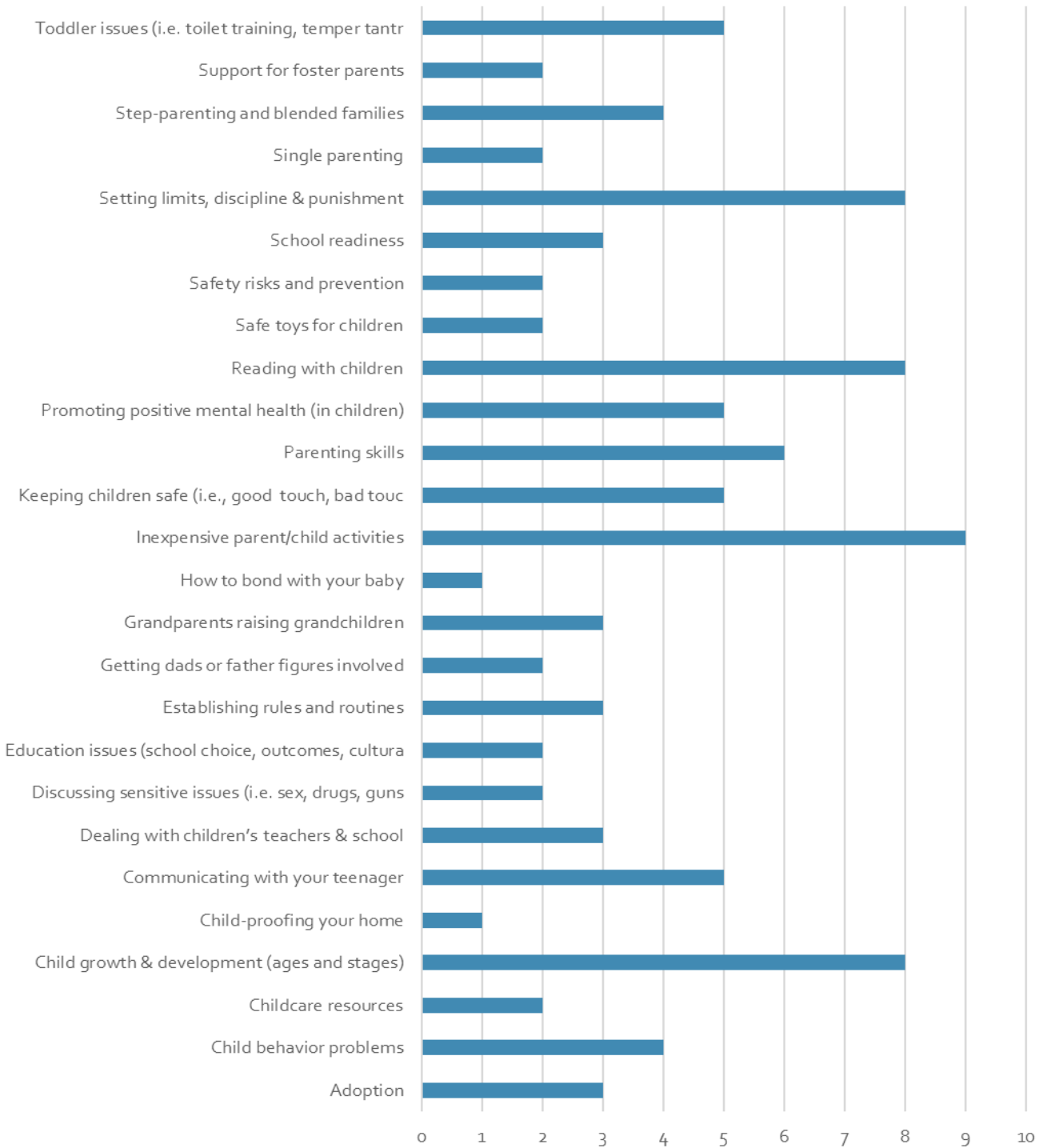
2024-2025 Substance Abuse Prevention or Treatment



2024-2025 Other Education Interests



2024-2025 Parenting Education



BIHS Support Summary of Community Partnership Collaborations

Bishop Tribal Reservation Agencies serving Bishop Indian Head Start and their families	Other Supportive Agencies serving Bishop Indian Head Start and their Families	Local Businesses that support Bishop Indian Head Start through donations or volunteer work and other outside programs
<ul style="list-style-type: none"> ✚ Bishop Paiute Tribal Council ✚ BIHS Policy Council ✚ BIHS Parent Committee ✚ Bishop Tribal Administration ✚ Bishop Paiute -Fiscal Department ✚ Bishop Tribal Maintenance ✚ BITC Grant Writer-Bonnie Bobb ✚ BIHS Health/Nutrition/ Curriculum Advisory ✚ Bishop Tribal IT ✚ Bishop Paiute Social Services (ICWA, RAVE, and Social Services) ✚ Bishop Tribe-Human Resource ✚ Bishop Tribal Enrollment ✚ Bishop Paiute Tribal Elders ✚ Bishop Paiute Family Formation ✚ Bishop Summer Youth Program ✚ Tribal Employment Rights Ordinance ✚ Environmental Management Office ✚ Bishop Paiute Food Sovereignty ✚ Bishop Paiute Public Works ✚ Bishop Tribal Community Development Department ✚ OVDC-Nüümü Yadoha ✚ OVDC-Tütüwapi Library ✚ Bishop Paiute Cultural Center ✚ Owens Valley Career Development Center ✚ Temporary Assistance for Needy Children ✚ California Indian Manpower Consortium, Inc. ✚ Bishop Paiute-Education ✚ Tribal Police ✚ Toiyabe Dental ✚ Toiyabe-Preventive Medicine ✚ Toiyabe –Public Health ✚ Toiyabe Women Infants and Children ✚ TIHP-Culture and Family ✚ Bishop Paiute Casino ✚ Bishop Tribal Radio ✚ Bishop Paiute Tribal Court 	<ul style="list-style-type: none"> ✚ Inyo County Board of Education ✚ Kern Regional Services ✚ Inyo County State Preschool ✚ Bishop Elementary ✚ Bishop High School (Community Volunteers) ✚ Inyo County Women Infant Children ✚ Inyo County Social Services (Volunteers) ✚ Inyo County Health and Human Services ✚ Inyo County Public Health ✚ Inyo County Mental Health ✚ Indian Health Services ✚ Car Seat Safety Coalition ✚ SELPA-Inyo County Special Educational Local Plan ✚ OVDC Early Head Start: Bishop and Big Pine ✚ Office of Head Start ✚ Bishop Wild Iris ✚ Child Protective Services ✚ Dental Support Center (CRIHB) ✚ Department of Forestry ✚ Bishop Volunteer Fire Department ✚ First 5 California ✚ Inyo County First 5 ✚ The California Preschool Instructional Network (CPIN) ✚ AmeriCorps ✚ Inyo Northern Hospital ✚ Bishop Sheriff Department ✚ California Highway Patrol ✚ Bishop Highschool youth volunteers ✚ Cerro Coso Community College ✚ Eastern Sierra Transit ✚ Edison International Grants Team 	<ul style="list-style-type: none"> ✚ Bishop City Park ✚ Laws Museum ✚ Bishop Union High School Farm ✚ Orange Lutheran High School ✚ Chalfant Trees ✚ Valley Health Team ✚ Anonymous Donations (Masks, Covid-19 tests, sanitizer, disinfectants and school supplies). ✚ Inyo County Council of the Arts ✚ Bishop Post Office ✚ Food and Supply Source: registered dieticians

Program Area: Part 1301—Program Governance				
<i>1301.2 Governing body.</i>	<i>1301.3 Policy council and policy committee.</i>	<i>1301.5 Training.</i>	<i>1301.6 Impasse procedures.</i>	
<i>Activities</i>			<i>Timeframe</i>	
Parent Leader Recruiting			August-October	
Health Advisory Meeting			September-May	
Parent Leader Elections			November	
Tribal Council Mid-Year Budget Review			December	
Tribal Council Meetings and or monthly reports			Quarterly meetings and monthly reports	
Policy Council Meeting			Monthly after official final elections	
Parent Committee Meeting and ongoing program governance training			September-May	
Self-Assessment Meetings			February-April	
Tribal Council and Policy Council Grant prep for 2025-2026			February-April	
Grant Submission			May	
Health and Safety Recertification for 2025-2026			May	
Certification of Program Governance and Leadership Screening			May	

Program Area: Part 1302—Program Operations							
<i>Education and Child Development Program Services</i>	<i>Health Program Services</i>	<i>Family and Community Engagement Program Services</i>	<i>Additional Services for Children with Disabilities</i>	<i>Transition Services</i>	<i>Services to Enrolled Pregnant Women</i>		
<i>Activities</i>				<i>Timeframe</i>			
Drills							
Fire Drills: school wide or in classroom				August, September, October, November, December, February, March, April			
Earthquake Drills: school wide or in classroom				August, September, October, November, December, February, March, April			
Bus Evacuation Drills:				August, September, January, February			
Stranger Danger Drills:				September, October, January, March			
Pedestrian Safety and School Bus Safety				August-September			
Child Car Seat Safety Check Point and Observations				August-September			
Parent Teacher Conferences, Home Visits, Trainings							
Annual Pre Service Training				August			
Parent Teacher Home Visits				August			
Parent Teacher Fall Conferences				November			
CPIN Teacher Training				November			
Parent Teacher Winter Conferences				January			
Parent Teacher Spring Conferences				April			
Transition Meeting with Vice Principal- Ms. Stoute				May			

Read Aloud	
Ms. Mandy BIHS Health Manager (Dental Health, Handwashing, Buckle-up, Pet Safety and Getting Well)	Quarterly
Bishop Tribal Police/Inyo County Sheriff Department Read Aloud	Monthly
Health Activities	
Dental and Health Screenings	August-October
Health and Disability Family Meetings	August
Speech and Language Services	August-May
Occupational Therapy, Physical Therapy, Behavior Therapy	August-May
Zumba Days	October, November, January, February, March, April, May
Toiyabe Dental Visits	September-October
Lead Screenings	September
Health Carnival	October
Lana The Iguana Day: Nutrition Activity	November, December, January, February, March
Timmy The Tooth Visits BIHS	November
Tiny Tots Food Portion and Nutrition Workshop	November
CPR and First Aid Classes (Parents, Staff and Community)	November, May
Nutrition Workshop	November
Swapportunity Winter Clothing Drive	January, February
Germ Prevention Presentation	February
Dental Puppet Show	February
Annual Fieldtrips	
Chalfant Big Trees and Farm-Pumpkin Patch Fieldtrip	October
Paiute Shoshone Cultural Center Fieldtrip	October
BIHS visits the Elders to sing songs	November, December
Bishop City Park Feed the Ducks	November
Visiting the Elders (Children sing songs and give gifts).	November, December
Bishop Post Office	February
Cosa Ponds	March
All Aboard Eastern Sierra Transit	April
Laws Museum	April
Millpond	May
Cosa Ponds	May
BUHS Farm	May
BIHS Kindergarten Visit	May
Special Event Days/ Community Presentations	
Back to School (Orientation)	September
Bishop Fire Department Presentation	October
BLM Seymour the Pronghorn Antelope Visits BIHS	October
Pumpkin Pie Social and Thankful Leaf Event	November
Winter Gathering (Children's Wish Tree)	December
Eastern Sierra Wild Life Visits BIHS	February
Council of the Arts Day	February

Smokey Bear Visits BIHS	April
The Learning Station Concert	April
End of the Year Fun Days: Movie Day, Ice Cream and Swim Day	May
BIHS Graduation Presentation	May
Other Scheduled Calendar Activities provided in 2024-2025	
Nüümü words of the week	August-May
Talley Farms-Food Delivery for BIHS families!	2 x a month
Family Advocate worked with families on Partnerships, Needs and Strengths, and Goal setting.	August-September
Orange Lutheran High School Volunteers	September and March
Crazy Sock Days	September, October, January, April
Women's Heart Health Awareness Month	September
Mindfulness Activities	September
Rock Your Moccasins in honor of California Indian Days	September
Orange Lutheran High School Volunteers	September and March
Movie Day	October, November, March
Crazy Hair Days	October, November, April
Rock Your Camo	October
Rock Your Orange and Black	October
Picture Day	November
Rock Painting for the Garden	November
Pajama Day	November, December, January, May
Winter is coming -Wear your Favorite Beanie and Scarf	December
Snowman Day: Wear white and a scarf	December
Candy Cane Day: Wear red and white	December
Disney Day-Wear your favorite Disney character	December
Dress Like a Lumberjack Day	December
Children's Wish Tree Event	December
Music Appreciation Day	December
Rock Your Winter Gear	January
Compliment Day	January
Dress Like a Penguin	January
Wear Blue and White Day	January
Ground Hog Day	February
Silly Hat Day	February
Silly Hat Day	February
American Day Rock your Red, White and Blue	February
National Bus Driver Appreciation Day	February
Wear your favorite Tie Dye clothes today!	February
Friendship Day: Wear Pink and Red	February
Say Something Nice Day	February
Rock Your Crocs	February
Dr. Seuss's Birthday Celebration	March
Movie Day	March

Classroom Adventure Day-Wear Green	March
Rock Your Shades	March
World's Down Syndrome Day-Wear mismatched socks	March
Yoga Day Outside	March, May
Garden Activities	March, April
Arbor Day (BIHS plant's a tree).	April
Picture Day	April
World Hemophilia Day	April
Going on a Bug Hunt, Searching for signs of Spring	April
Earth Day and Arbor Day	April
National Bus Driver Appreciation Day	April
National Teacher Appreciation	May
Rock your favorite hat and sunglasses	May
Yoga Day	May

Special Recognition: Ms. Dayle Dondero collaborates with staff and the community to plan our yearly calendar of events as well as operational calendar hours. Ms. Dayle designs parent calendars provided for our families. Thank you, Ms. Dayle, for your interactive calendars!

Program Area: Part 1302—Program Operations							
Human Resources Management	Program Management and Quality Improvement						
Activities				Time Frame			
Pre-Service Training-August				Meeting Topics during preservice			
Indian Health Service: Hazard Communication & Blood-borne Pathogens (1.5* hour) - Responsible for Chemical use and Handling - Exposure prevention and response - Universal precautions - Handling and disposal of biological contaminants Fire Safety and Emergency Management (1 hour) - Planning and response for emergencies - Components of planning - Conducting and evaluating drills Building Safety, Maintenance, & Functional Design (1 hour) - Identification & Protection from hazards - Minimum functional design requirements Injury Prevention (1.5* hours) - Safe sleep practices - Transportation safety - Medication storage and administration - Playground safety				Kitchen Team Meeting Kitchen procedures Ordering procedures Kitchen organization Prepare for kitchen review. Transportation Team Meeting Transportation Procedures Bus Maintenance Transportation Paperwork Preparing for CHP Review Teacher Team Meeting -Practice Base Coaching Requiring a daily science/math lesson format attached to plans. Director will explain. -CLASS/OHS review -Observations/ Proof of documentation IEP: ongoing notes -Outdoor/Indoor set up			

<p>Communicable Disease Control in the Children’s Environment & COVID-19 Guidance (2 hours)</p> <ul style="list-style-type: none"> - Recognition and transmission of common communicable diseases - Isolation, exclusion, and re-admittance - Handwashing and hand hygiene - Cleaning, sanitizing, and disinfecting - Diaper changing procedures - Vaccination waivers <p>California Adult Child Food Program</p> <p>Family Style Eating; Point of Service; filling out meal counts and signing in and out sheets; credit vs no credit; meal production sheet, meal planning, menu requirements, Discrimination Statement, policies and procedures and Civil Rights.</p> <p>Transportation</p> <p>Bus monitoring</p> <p>Pre-Trip Inspection (New)</p> <p>Emergency Bus Evacuation</p> <p>Crossing Children Over</p> <p>Loading and Unloading</p> <p>No Child Left Behind</p> <p>Hostage Scenario</p> <p>Open Bus Safety Discussion</p>	<ul style="list-style-type: none"> -The Head Start Child Development and Early Framework -Parent Handbook/Transportation Handbook -Overview of Individualization and what it should look like on a lesson plan. -Required posted paperwork -Class List <p>All Staff Meeting</p> <ul style="list-style-type: none"> Clock in using your laptops. Set Up Your Physicals and TB Update Immunizations Mandated Reporting Certificates Food Handler Certificates Teacher Permits and Transcripts Pest Control Certs Turn in signed Code of Conduct and Confidentiality Statements Update your files! Maintain 2024-2025 docs. Enrolling in Fall Courses Turn in updated First Aid and CPR cards. Turn in updated 5-year Plans. Team Building
Employee Self-Assessments and Evaluations	August-June
Bishop Paiute Tribal Employee Appreciation and Professional Development Day	September and December
Indian Health Service Survey Reviews	September and March
Collaborate with Fiscal and Human resources to prepare approved COLA	January-March
Program Assessment and Employee Needs	February March
Collaborate with team regarding training needs	March
First Aid and CPR Training	April
Teacher Appreciation Week	May
Staff Meeting and or Professional Development First Friday of Month	First Friday of Month
State ECERS Reviews; State CLASS reviews	n/a
Inyo County Superintendent of Schools Professional Development Days-CPIN	September, November, February, April

Program Area: Part 1302—Program Operations-Annual			
<i>Eligibility, Recruitment, Selection, Enrollment, and Attendance</i>	<i>Program Structure</i>		
<i>Activities</i>	<i>Timeframe</i>		
Attendance Tracking by 8:30am, Attendance Plans (end of month).	Daily, Weekly, Monthly		
Recruiting New Enrollment Applications	January-April		

Re-enrollment 2 nd year families for upcoming School Year	March-May
Eligibility of New Applicants and Re-enrollment Applicants (In-Person Interviews)	March-May
Selection of Applicants for upcoming School Year	May-June
Enrollment and Orientation	July-August

Program Service Area: Part 1303—Financial and Administrative Requirements-Annual	
<i>Transportation</i>	
<i>Activities</i>	Timeframe
School Bus Driver Professional Bus Driver Training Hours	June-July
Services provided to children with no transportation in the morning and for all children in the afternoon.	August-May
Bus Evacuation Drill	August-September and a 3 rd later in year
Car Seat Observations	August-May
Child Car Seat Safety Education and access to car seat with our Local Partners Event	August
Child Car Seat Safety Education and access to car seat	August-May-Monday-Friday
CHP Fleet Inspections	August
45 Day Bus Inspections	August and every 45 days after.
Eastern Sierra Dial A Ride Bus Transportation Passes	August-May-Monday-Friday

2024-2025 Training(s) and Meetings (s)

Date(s)	Staff Attending	Training/Meeting Title	Time/Location	Completed
8/5/2024-8/9/2024	BIHS Team	Preservice Training	BIHS/All Day/All Week	Yes
8.23.24	Teaching Team	PATHS Lesson 1 Kindermusik Lesson 1 Practice Based Coaching -Set goals with Assistant Teachers	BIHS/1:30-3pm	Yes
9.6.24	BIHS Team	In-Service: Review August Outcomes; review Up Coming Goals for September: Open House; Protocol for calling in, Communication with subs.	BIHS/1:30-3pm	Yes
9.9.24	Policy Council	Leadership Roles COLA and Program Improvement, OHS Certifications: Safety and Governance	BIHS 12:15pm-12:45pm	Rescheduled
9.13.24	BIHS Nutrition Team	Serv-Safe Certification, Daily Activity Schedule, Expectation Review	1:00 pm	Yes
9.20.24	Teaching Team	Case Management; Teacher/Classroom Observations; Kindermusik-family engagement; Child plus and DRDPS	1:00 pm	Yes
9.23.24	Parent Committee	What is the role of the Parent Committee	12:15pm-1:15pm	Yes
10.4.24	BIHS Team	Health Carnival Prep	1:30pm	Yes
10.11.24	BIHS Nutrition Team	Follow-up: Serv-Safe Certification, Daily Activity Schedule, Expectation Review	1:00pm	Yes
10.18.24	Teaching Team	Professional Development; New Curriculum Outcomes; DRDP; Classroom Enrollment Ideas; PBC	1:00 pm	Yes
10.25.24	Transportation Team	Professional Development-Driving in Adverse Weather Conditions	1:00pm	Yes
10.7.24	Policy Council	Leadership Roles COLA and Program Improvement, OHS Certifications: Safety and Governance	BIHS 12:15pm-12:45pm	Yes

10.21.24	Parent Committee	Health Carnival, Picture Day, Fall/Winter Events	BIHS 12:15pm-1:15pm	Yes
10.23.24	Health Advisory	Health Carnival, Flu Shot, Housing, Drug and alcohol concerns	BIHS 2:45pm-3:30pm	Yes
11.1.24	Teaching Team and Managers	California Preschool Instructional Network Transitional Kindergarten Learning Training	BIHS -1:00pm-4pm	Yes
11.8.24	Nutrition Team	Meal Count, Ordering, Meal Production Sheets, Serv Safe	BIHS-1:00 pm	Yes
11.12.24	Policy Council	SELPA MOU, Impasse Procedures, Director Report	BIHS 12:15pm-1:15pm	Yes
11.15.24	Parents	CPR and First Aid Training	BIHS-8:30M-4:00PM	Yes
11.15.24	Education Team	DRDP, Winter Activities, Curriculum	BIHS-1:00 pm	Yes
11.18.24	Monthly Team Meeting	TBA	Culture Center 9am	No-I was on Medical Emergency
11.19.24	Parent Committee	Winter Activities: Wish Tree and Pumpkin Pie Social	BIHS 12:15pm-1:15pm	Yes-No parents
11.22.24	Transportation Team	Continue Professional Development-Driving in Adverse Weather Conditions	BIHS-1:00 pm	No-I was on Medical Emergency
11.25.24	Sub Bus Driver	School Bus Driver Classroom Training Rules and Regulations	Big Pine School-8am-4pm	Yes
12.6.24	BITC Christmas Party	Team Building and Appreciation	Casino 8am	Yes
12.7.24	Teachers	Early Childhood Development Training: Inclusion, Literacy, Social Emotional Training	Sycuan Tribal Hall, El Cajon	Yes
12.9.24	Policy Council	Department Report; Discuss 5 Year Grant	BIHS 12:15pm-1:15pm	Yes
12.13.24	BIHS Team	Serv Safe; Winter Event; Team Building	BIHS-1:00 pm	Yes
12.16.24	Parent Committee	Winter Activities: Wish Tree; Parent Trainings and School Volunteers	BIHS 12:15pm-1:15pm	Yes
12.18.24	Health Advisory	Back to School Policy updates needed after illness vs receiving a medical clearance; New Sleep Safe Clearance	BIHS 2:45pm-3:30pm	Yes
12.20.24	BIHS TEAM	TEAM Building	BIHS-1:00 pm	Rescheduled for 12.13.24
1.6.25	Director	Team Management	9:00 am	Family Emergency
1.10.25	BIHS Team	Team Building, assign community assessment project. DRDP follow-up, Swappportunity	BIHS-1:00 pm	Reschedule Due to staffing
1.13.25	Policy Council	Annual Report/Program Governance	BIHS 12:15pm-12:45pm	Yes
1.17.25	Nutrition Team	Menu Planning, Shopping, Waste Management, Cleaning Schedule, Serv-Safe update	BIHS-1:00 pm	Yes
1.24.25	Education Team	Winter Parent Teacher Conferences, Permit Updates, DRDP, Classroom Observations	BIHS-1:00 pm	Yes
1.27.25	Parent Meeting	Winter and Spring Activity Planning, Council of the Arts Partnership Activities Weatherization and IMACA Services	BIHS 12:15pm-12:45pm	Yes
1.29.25	Health Advisory	Josie Rogers, EHS new parenting class information; BIHS Health Policies review ; Creating a car seat policy to outline eligibility; LANA monthly nutrition activities; Car Seat Technician training in Bishop	BIHS 2:45pm-3:30pm	Yes
1.30.25	OHS	F2 Review and Clearance	BIHS Via Teams 8am-8:30am	Yes
1.31.25	Transportation	Bus Maintenance Updates, documentation, training (Winter Hazards)	BIHS-1:00 pm	Reschedule
1.31.25	Team Meeting	Smoke Alarm Grant, Staff changes, surveys, Feb Calendar, Winter conference, Swappportunity, Maintenance, & OHS Trainers to assist in 5-year grant goals	BIHS-1:00 pm	Yes
2.5.-2.6.25	OHS Trainers	5 Year Grant Goals 2025-2030	9am-TBA	Yes
2.7.25	Team Meeting	Team Building and Program Self-Assessment	BIHS-1:00 pm	Yes
2.10.25	Manager's Meeting	Culture Center	9:am-TBA	Yes
2.10.25	Policy Council	Annual Report and Community Assessment Updates	BIHS-12:15-1:15 pm	Yes

2.14.25	Nutrition Team	Nutrition Service Self-Assessment	BIHS-1:00 pm	Yes
2.21.25	Education Team	Education Service Self-Assessment	BIHS-1:00 pm	Yes
2.25.25	Parent Committee	Review Parent Survey Outcomes and Spring Activities, Cerro Coso	BIHS 12:15-1pm	Yes
2.26.25	Health Advisory	Health Self-Assessment	BIHS 2:45 pm	Yes
2.28.25	Transportation	Transportation Assessment	BIHS-1:00 pm	Reschedule
3.7.25	Employee Appreciation	Bowling Alley	8:30 am-12:30pm	Yes
3.7.25	Team Meeting	Health and Safety/Math /CPIN Training	8:30 am-12:30pm	Yes
3.7-3.8	Orange Lutheran Volunteers	BIHS Cleanup Day and Garden Prep	10:00-4pm	Yes
2.10.25	Policy Council	Program Governance, Annual Report, Program Planning	BIHS 12:15-1pm	Yes
3.21.25	Nutrition Team Transportation Team	Mandatory Training, Prep Kitchen review (I.H.S.) CACFP Review, Dietician Meal Calculation Professional Development Team	BIHS-1:00 pm BIHS1-1:30pm	Yes
3.17.25	Manager's Meeting	Culture Center	9:00am-10:30am	I did not attend, I missed it. Will set reminders or send a rep.
3.17.25	Parent Committee	Spring Events and Graduation	BIHS 12:15-1pm	No Show
3.19.25	Health Advisory	Community Outreach; Enrollment; dental	BIHS 2:45 pm	Yes
3.21.25	Education Team	Spring Conferences, School Readiness Goals 2026	BIHS-1:00 pm	Yes
3.14.25	Transportation	Transportation Assessment	BIHS-1:00 pm	Yes
3.21.25	Transportation	Safety Videos and Quiz: Bus safety; Special Education; Dealing with Communications with Parents; Roles and Responsibilities for the Bus Driver	BIHS-1:00 pm	Yes
4.4.2025	Team Meeting	Review 5 Year Goals; SR Goals. Training Needs and Carry Over	BIHS-1:00 pm	Yes
4.7; 14; 28	Policy Council	Grant Documents: SR Goals; 5 Year Goals; Annual Report; Community Assessment, Budgets	BIHS-1:00 pm	Yes
4.10.25	Parent Committee	All Parents-Graduation Planning	BIHS 12:15-1pm	Yes
4.11.25	Nutrition	Serv Safe; Preparing for CACFP Review	BIHS-1:00 pm	No-Reschedule
4.14.25	Manager's Meeting	The Bishop Paiute Annual Report	Culture Center 9am-10:30am	Yes
4.18.25	Education	End of the Year Planning	BIHS-1:00 pm	Yes
4.25.25	Transportation	Review Required Due Dates; Prepare for Fleet Inspections	BIHS-1:00 pm	No-Reschedule
April	ALL BIHS	First Aid and CPR Training	Self-Pace	Yes
4.30.25	Health Advisory	Review Goals, Grants, Enrollment, Inyo County Events, BIHS and EHS updates	BIHS 2:45 pm	Yes
5.1.25	Policy Council	Community Assessment	BIHS 12:15-1pm	No-Reschedule
5.1.25	Director and Stakeholders	OHS-Planning Meeting	Zoom-10am	Yes
5.2.25	Director	Creative Curriculum Funding Review	BIHS 10am	Yes
5.2.25	All Staff	Employee of the Year, Prep Photo Booths, Behavior University, Pest Management, All certs updated by end of year, Monthly Reports	BIHS-1:00 pm	Yes
May 8;12;15	Parent Committee/Policy Council	End of the Year Planning Parenting Education	BIHS 12:15-1:15pm	Yes
May 9 and 16	Education	Kindergarten Transition Meeting	BIHS-1:00 pm	Yes
5.23.25	Parents	First Aid and CPR	BIHS 8:30am-3:30pm	Yes
5.28.25	Health Advisory	Accomplishments, Next Year Goals, Ways Head Start can Support Partners	Via Zoom	Yes
5.29.25	Community	Graduation Day class 1 and 4	BIHS 9:30am	Yes
5.30.25	Community	Graduation Day class 2 and 3	BIHS 9:00am and 10:00am	Yes
6/9/2025	Team Management	Reports, Events update, 4/10/ procurement	9am Culture Center	Yes

6.11.25	Summer Team Meeting	Enrollment, community room needs, Mandatory Engagement; Serv Safe	BIHS 12:15-12:40	Yes
6.17-18.25	Community	CPR and First Training AED	BIHS	Yes
6.23.25	BIHS Director, EMO Director and Mr. Brian (COO)	Electric School Bus Offerings (Model 1)	TEAMS-4pm	Yes
6.24.25	BIHS Summer Team	Indian Health Service Serv Safe	BIHS	Yes
6.25-6.27	Bus Driver Team	Bus Renewal certs and Professional Development Hours	Bridgeport	Yes
7.2.25	Health and Disability Manager	Mental Health First Aid Instructor Training	Virtual	Yes
7/28/2025	Policy Council	Community Assessment, Health and safety screener, Program Governance Screener	BIHS	Via email-yes
7/28/2025	Tribal Council	Community Assessment, Health and safety screener, Program Governance Screener, Mid-Year Budget Review	Chambers	Yes
7/14/2025	Fiscal Team/ BIHS	General Funds-Mid Year Budget Review	Fiscal Office	Yes
7/8	Team Management	Round Table Discussion	9am Culture Center	Yes
7/30/2025	Team Management	Effective Communication and Leadership	BIHS	Yes
8/4-8/8	BIHS Team	Required Preservice: Agenda attached	BIHS-9am Kick Off	Yes

School Readiness ~ Curriculum Selection ~ Individualizing ~ Quality Teaching and Learning

In 2024-2025, Bishop Indian Head Start utilized the following resources to support our School Readiness Goals:

- ❖ The Creative Curriculum for Preschool, which is a comprehensive, scientifically based early childhood educational system that has been shown to promote the cognitive, language, social/emotional, and physical development of young children. The curriculum is designed to guide early educators in the implementation of developmentally appropriate practices in the preschool classroom.
- ❖ Lana the Iguana Likes to Eat Fruits and Vegetables. LANA, which is designed to encourage young children to taste, eat and enjoy more fruits and vegetables, is a popular curriculum among early care providers in Minnesota. LANA began with a study conducted by MDH through a grant from the National Cancer Institute.
- ❖ The PATHS® curriculum (Promoting Alternative Thinking Strategies) is a comprehensive program for promoting emotional and social competencies and reducing aggression and behavior problems in elementary school-aged children while simultaneously enhancing the educational process in the classroom. This innovative curriculum is designed to be used by educators and counselors in a multi-year, universal prevention model. Although primarily focused on the school and classroom settings, information and activities are also included for use with parents.
- ❖ California Preschool Curriculum Frameworks: Created as companion volumes to the California Preschool Learning Foundations, the California Preschool Curriculum Frameworks present strategies for early childhood educators that enrich learning and development opportunities for all of California’s preschool children. The California Preschool Curriculum Frameworks include ideas for how to intentionally integrate learning into children’s play; implement child-directed and teacher-guided activities; plan environments, interactions, routines, and materials that engage children in learning; and individualize curriculum based on children’s knowledge, skills, needs and interests.
- ❖ The Head Start Early Learning Outcomes Framework Ages Birth to Five: describes the skills, behaviors, and knowledge that programs must foster in all children. The Framework is designed to foster a deeper understanding of timing and sequence of child development and learning from birth to five. In addition, guide implementation of effective learning experiences that promote strong outcomes for all children.

❖ Guiding Principles of the Framework:

- **Each child is unique and can succeed.** Children are individuals with different rates and paths of development. Each child is uniquely influenced by their prenatal environment, temperament, physiology, and life experiences. With the appropriate support, all children can be successful learners and achieve the skills, behaviors, and knowledge described in the Framework.
- **Learning occurs within the context of relationships.** Caring families, teachers, and other adults matter in a young child's life. Responsive and supportive interactions with adults are essential to children's learning.
- **Families are children's first and most important caregivers, teachers, and advocates.** Families must be respected and supported as the primary influence in their child's early learning and education. Their knowledge, skills, and cultural backgrounds contribute to children's school readiness.
- **Children learn best when they are emotionally and physically safe and secure.** Nurturing, responsive, and consistent care helps create safe environments where children feel secure and valued. In these settings, children are able to engage fully in learning experiences.
- **Areas of development are integrated, and children learn many concepts and skills at the same time.** Any single skill, behavior, or ability may involve multiple areas of development. For example, as infants gain fine motor skills, they can manipulate objects in new ways and deepen their understanding of cause and effect. As preschoolers gain new verbal skills, they can better manage their emotions and form more complex friendships.
- **Teaching must be intentional and focused on how children learn and grow.** Children are active, engaged, and eager learners. Good teaching practices build on these intrinsic strengths by providing developmentally appropriate instruction and opportunities for exploration and meaningful play.
- **Every child has diverse strengths rooted in their family's culture, background, language, and beliefs.** Responsive and respectful learning environments welcome children from diverse cultural and linguistic backgrounds. Effective teaching practices and learning experiences build on the unique backgrounds and prior experiences of each child.

❖ Using ASQ to improve school readiness. <https://agesandstages.com/about-asq/who-uses-asq/head-start/>

- ASQ® supports Head Start's primary goals: enhancing the social and cognitive development of children and engaging parents in their children's learning. ASQ can help you deliver effective child development services that strengthen families and improve school readiness. Compliance with the Head Start Program Performance Standards. Provides Family education. Developmental and social-emotional screening within 45 days of enrollment. Ongoing screening with a reliable, valid, culturally appropriate tool. Screening with a tool that includes family members. (Inyo County First 5 uses ASQ). Online management to streamline your screening program.

BIHS partners with the INYO County Superintendent of Schools to provide a blended Head Start and State preschool program. As partners with State Preschool, the California Preschool Learning Foundations, the Curriculum Framework and the Head Start Learning Framework are integrated into curriculum planning and implementation. The Bishop Indian Head Start 3-5 Program's Child Outcome Measures is a compilation of ongoing monitoring and assessment of children used to help ensure effective teaching, individualization, purposeful planning, and facilitation of appropriate learning goals for all children. The continuous process is an effort to move children to a level of school readiness. The assessment tools are aligned with all state and federal mandates. The assessment requires on-going monitoring to occur in the classroom and for the objectives of goals to be progressive. School Readiness goals are developed using the Desired Results Developmental Profile (DRDP) assessment data which is collected and analyzed three times a year. Children can show gain by moving to the next skill level of each goal. The chart below describes the progress of the children as it relates to the BIHS School Readiness goals. **The Eight Domains of the DRDP (2015)** is made up of eight domains. The focus of each domain is on the acquisition of knowledge, skills, or behaviors that reflect each domain's developmental constructs. **The Developmental Levels:** The number of levels in a measure varies depending on the competencies that are appropriate for that measure's developmental continuum. The levels are organized under four categories from early infancy up to kindergarten entry: Responding, Exploring, Building, and Integrating:

Responding (Earlier, Later)

Knowledge, skills, or behaviors that develop from basic responses (through using senses and through actions) to differentiated responses. Children generally engage in back-and-forth interactions with familiar adults and communicate through nonverbal messages.

Exploring (Earlier, Middle, Later)

Knowledge, skills, or behaviors that include active exploration including purposeful movement, purposeful exploration and manipulation of objects, purposeful communication, and the beginnings of cooperation with adults and peers. Children generally begin this period by using nonverbal means to communicate and, over time, grow in their ability to communicate verbally or use other conventional forms of language.

. Building (Earlier, Middle, Later)

Knowledge, skills, or behaviors that demonstrate growing understanding of how people and objects relate to one another, how to investigate ideas, and how things work. Children use language to express thoughts and feelings, to learn specific early literacy and numeracy skills, and to increasingly participate in small group interactions and cooperative activities with others.

Integrating (Earlier)

Knowledge, skills, or behaviors that demonstrate the ability to connect and combine strategies in order to express complex thoughts and feelings, solve multi-step problems, and participate in a wide range of activities that involve social-emotional, self-regulatory, cognitive, linguistic, and physical skills. Children begin to engage in mutually supportive relationships and interactions.

**2024-2025 Bishop Indian Head Start School Wide
School Readiness Goals**

Approaches to Learning- Self-Regulation

(ATL-REG-5) Self Control of Feeling and Behavior: Child increasingly develops strategies for regulating feelings and behavior, becoming less reliant on adult guidance over time.

Goal: 50% or more of BIHS enrolled children will be at Building Middle by the end of current school year.

Building Middle: Expresses strong feeling through constructive forms of communication, seeking the assistance of familiar adults when needed.

3 x students	Not Rated	Responding Earlier	Responding Later	Exploring Earlier	Exploring Middle	Exploring Later	Building Earlier	Building Middle Target Goal	Building Later	Integrating Earlier
Fall 2024 (47)				40% (19)		26% (12)	15% (7)	11% (5)	9% (4)	
Winter 2025(53)				9% (5)		43% (23)	19% (10)	15% (8)	8% (4)	6% (3)
Spring (56)						7% (4)	41% (23)	29% (16)	14% (8)	9% (5)
Fall Progress			Winter Progress			Spring Progress				
9/47 (19%) Goal Continued			15/53 (28%) Goal Continued			29/56 (52%) (Goal Met)				

Social and Emotional Development

(SED-2) Social and Emotional Understanding: Child shows developing understanding of people's behaviors, feelings, thoughts, and individual characteristics.

Goal: 50% or more of BIHS enrolled children will be at Building Middle by the end of current school year.

Building Middle: Communicates, with adult assistance, about feelings that caused own behavior or other's behavior.

3 x students	Not Rated	Responding Earlier	Responding Later	Exploring Earlier	Exploring Middle	Exploring Later	Building Earlier	Building Middle Target Goal	Building Later	Integrating Earlier
Fall 2024 (47)						2% (10)	19% (9)	11% (5)	6% (3)	
Winter 2025(53)						49% (26)	28% (15)	4% (2)	17% (9)	
Spring 2025(56)						9% (5)	41% (23)	21% (12)	14% (8)	14% (8)
Fall Progress			Winter Progress			Spring Progress				
8/47 (17%) Goal Continued			11/53 (21%) Goal Continued			28/56 (50%) (Goal Met)				

Physical Development-Health Safety

(PD-HLTH 5) **Safety:** Child shows awareness of safety of increasingly demonstrates knowledge of safety skills when participating in daily activities.

Goal: 50% or more of BIHS enrolled children will be at Building Middle by the end of current school year.

Building Middle: Follows basic safety practices on own in familiar environments, with occasional adult reminders.

3 x students	Not Rated	Responding Earlier	Responding Later	Exploring Earlier	Exploring Middle	Exploring Later	Building Earlier	Building Middle Target Goal	Building Later	Integrating Earlier
Fall 2024 (47)			9% (4)	19% (9)		34% (16)	26% (12)	13% (6)		
Winter 2025(53)						2% (1)	55% (29)	36% (19)	8% (4)	
Spring 2025(56)						2% (1)	9% (5)	41% (23)	34% (19)	14% (8)
Fall Progress			Winter Progress			Spring Progress				
6/47 (0%) Goal Continued			23/53 (43%) Goal Continued			50/56 (89%) (Goal Met)				

Physical Development-Health

(PD-HLTH 6) **Personal Care Routines:** Hygiene: Child increasingly responds to and initiates personal routines that support hygiene)

Goal: 50% or more of BIHS enrolled children will be at Building Middle by the end of current school year.

Building Middle: Carries out most steps of familiar hygiene routines, with occasional reminders of when or how to do them.

3 x students	Not Rated	Responding Earlier	Responding Later	Exploring Earlier	Exploring Middle	Exploring Later	Building Earlier	Building Middle Target Goal	Building Later	Integrating Earlier
Fall 2024 (47)			4% (2)	17% (8)		40% (19)	23% (11)	13% (6)	2% (1)	
Winter 2025(53)						2% (1)	55% (29)	38% (20)	2% (1)	
Spring 2025(56)						2% (1)	4% (2)	34% (19)	45% (25)	16% (9)
Fall Progress			Winter Progress			Spring Progress				
6/47 (13%) Goal Continued			21/53 (40%) Goal Continued			53/56 (95%) (Goal Met)				

Cognition, Including Math and Science

(COG-8) Cause and Effect: Child demonstrates an increasing ability to observe, anticipate, and reason about the relationship cause and effect.

Goal: 50% or more of BIHS enrolled children will be at Building Later by the end of current school year.

Building Later: Others possible explanations for why certain actions or behaviors result in specific effects.

3 x students	Not Rated	Responding Earlier	Responding Later	Exploring Earlier	Exploring Middle	Exploring Later	Building Earlier	Building Middle	Building Later Target Goal	Integrating Earlier
Fall 2024 (47)			11% (5)	17% (8)		32% (15)	36% (17)	4% (2)		
Winter 2025(53)				2% (1)		8% (4)	47% (25)	42% (22)	2% (1)	
Spring 2025(56)				2% (1)			27% (15)	29% (16)	34% (19)	9% (5)
Fall Progress			Winter Progress			Spring Progress				
0/47 (0%) Goal Continued			2/53 (21%) Goal Continued			24/56 (43%) (Goal Continue)				

History-Social Science

(HHS 4) Conflict Negotiation: Child increasing understanding of the needs of other children and is increasingly able to consider alternatives and to negotiate constructively in conflict situations.

Goal: 50% or more of BIHS enrolled children will be at Building Middle by the end of current school year

Building Middle: Uses appropriate words and actions to express desires in some conflict situations, often seeking adult assistance to resolve conflict.

3 x Students	Not Rated	Responding Earlier	Responding Later	Exploring Earlier	Exploring Middle	Exploring Later	Building Earlier	Building Middle Target Goal	Building Later	Integrating Earlier
Fall 2024 (47)					28% (13)	43% (20)	21% (10)	6% (3)	2% (1)	
Winter 2025(53)					3% (3)	26% (14)	42% (22)	21% (11)	6% (3)	
Spring 2025(56)						18% (10)	11% (6)	41% (23)	18% (10)	12% (7)
Goal Outcomes: 4/47 (9%) of BIHS enrolled children were at Building Middle to Integrating during Fall of 2024, goal continued. 14/53 (26%) of enrolled children were at Building Middle during Winter of 2025, goal continued.										
Fall Progress			Winter Progress			Spring Progress				
4/47 (9%) Goal Continued			14/53 (26%) Goal Continued			40/56 (71%) (Goal Met)				

1304.53 FACILITIES, MATERIALS, AND EQUIPMENT: *All facilities, materials and equipment needs are met.*

Child Health & Safety			
Health & Safety Area	BIHS Person in Charge	Frequency	Comments
Screenings and Referrals	Health and Disabilities Manager; ERSEA Manager; Parents; Physicians; and Teachers; Specialist	Within 30-45 days Ongoing	In compliance
Access to Health and Dental Care	Health and Disabilities Manager	Within 30-45 days Ongoing	Lack of Local Pediatrics continue to be a challenge. Families must travel out of the area for cases requiring surgery. Finances and reliable vehicles are often a challenge.
Health Practice and Routines	Health and Disabilities Manager; Teachers; and Health Advisory;	Daily	Indian Health Service reviews -no findings.
Appropriate Group Size	Director, BIHS Staff, Indian Health Service, State, and Office of Head Start	Daily, Yearly	In compliance 4 classrooms: 2 teachers to 15 children
Transportation and Supervision	Director, Bus Drivers, bus monitors, Britt's Diesel, and California Highway Patrol	Daily, Every 45 days, Yearly	In compliance with the California Highway Patrol
Daily Facilities Maintenance Daily Playground Maintenance Inspection	Director and Tribal Maintenance	Daily	In compliance
Health and Safety Screener	Director, Staff, Policy Council, And Tribal Council	Yearly	In compliance
Heat Sensor Check	Director, Health & Disabilities Manager, and ERSEA Manager	Monthly, Yearly	In compliance
Emergency Lights	Director, Health & Disabilities Manager, and ERSEA Manager	Monthly, Yearly	In compliance
Fire Extinguishers	Director, Health & Disabilities Manager, and ERSEA Manager	Monthly, Yearly	In compliance
Annual Fire Inspection Report	Director, Bishop Fire Department	Yearly	In compliance
Ground-fault circuit interrupter (GFCI outlet)	Director, Health & Disabilities Manager, and ERSEA Manager	Monthly, Yearly	In compliance
Monthly Smoke Detector	Director, Health & Disabilities Manager, and ERSEA Manager	Monthly, Yearly	In compliance
Earthquake Drills	Director, Health & Disabilities Manager, and ERSEA Manager, and Teachers	Monthly	In compliance
Stranger Danger	Director, Health & Disabilities Manager, and ERSEA Manager, and Teachers	Monthly	In compliance
Fire Drill Practice ongoing 2x a month- Ongoing-Teachers	Director, Health & Disabilities Manager, and ERSEA Manager, and Teachers	Monthly	In compliance
Bus Drill Evacuation 3 times a year Pedestrian Safety Education	Director, Bus Drivers, and bus monitors	Quarterly	In compliance
Annual Indian Health Service Survey	Director, Health & Disabilities Manager, and ERSEA Manager, Kitchen, Teachers, and Indian Health Service	2x Yearly	In compliance
Kitchen Fire Suppression System	Director, Tribal Maintenance, Indian Health Service, Blizzard Fire Protection	Semi Annual	In compliance
Annual Sprinkler System	Director, Tribal Maintenance, and Sierra Fire Sprinkler	Yearly	In compliance
Annual Smoke Detector Inspection	Director, Tribal Maintenance, and Edward Solarewicz: electrical and alarm	Yearly	In compliance
Annual Propane Appliances	Director, Tribal Maintenance, and Eastern Sierra Propane	Yearly	In compliance
Annual Inspection of HVAC	Director, Tribal Maintenance, and Bishop Heating and Air Conditioning	Yearly	In compliance
Water Test	Bishop Paiute Tribe Environmental	Monthly	In compliance
Pest Control	Owens Valley Pest	Monthly	In compliance
COVID-19 Fumigation	Owens Valley Pest	As needed	In compliance

- ✓ **Director:** Holds a Baccalaureate Degree in Child Development with a Multiple Teaching Credential and holds a Child Development Director Permit. Director holds a Special School Bus Driver License and Serv Safe Manager Certificate.
- ✓ **Health and Disabilities Manager:** Holds an Associate Degree in Human Services and holds a Child Development Assistant Permit. Certified car seat technician and CPR/First Aid/AED instructor and Serv Safe Manager Certificate.
- ✓ **Education/ERSEA/PFCE Manager:** Holds a Bachelor of Arts Degree Liberal Arts: Sociology, Associate of Science Degree in Child Development and holds a Child Development Site Supervisor Permit.
- ✓ **All School Bus Drivers** hold: a Special School Bus Driver License certified by the California Highway Patrol every 5 years.
- ✓ **Lead Head Start Chef:** Holds a Food Handler Certification and Serv Safe Manager Certificate. Receives annual CACFP pre-service training and online professional development training specific to Child Adult Care Food Program requirements.
- ✓ Approximately, 100% (4 of 4) **Teachers** hold an AA Degree and Child Development Teacher Permit or higher in early childhood or related field.
- ✓ Approximately 25% (1 of 4) **Teachers** hold an AA Degree and Child Development Site Supervisor Permit or higher in early childhood or related field.
- ✓ Approximately 25% (1 of 4) **Teacher Assistant** holds an Associate Child Development Permit and is currently earning an AA Degree in early childhood or related field. Holds a Special School Bus Driver License certified by the California Highway Patrol every 5 years.
- ✓ Approximately 75% (3 of 4) **Teacher Assistants** hold a Child Development Associate permit or higher.
- ✓ **Sub Teachers:** 2 holds a Standard Teaching Credential from the State of California; 1 holds a Bachelor of Science in Child Development and Associate of Arts Degree in General Education; 1 holds a Bachelor of Arts with a major in Liberal Studies-Multiple Subjects
- ✓ **Sub Teacher Aide:** Holds Child Development Associate Teacher Certificate and applied for an Assistant Child Development Permit.

